



TENDER ID MUM201910018
DATE 16.10.2019

SBI INFRA MANAGEMENT SOLUTIONS PVT.LTD.

STATE BANK OF INDIA.
LOCAL HEAD OFFICE, 3rd FLOOR, C-6, G- BLOCK,
SYNERGY BUILDING, BANDRA-KURLA COMPLEX,
BANDRA (EAST), MUMBAI-400 051.

PART – A: TECHNICAL BID**TENDER FOR:**

PROPOSED INTERIOR/ CIVIL WORKS OF RETAIL ASSETS CENTRALISED
PROCESSING CENTER AT FIRST FLOOR, ASHOK SILK MILIS COMPOUND,
LBS MARG, GHATKOPAR (WEST), MUMBAI-400 086.

TENDER SUBMITTED BY:

NAME : _____

ADDRESS : _____

DATE : _____

ARCHITECT:

KALA AREKHAN
ARCHITECT & INTERIOR DESIGNER,
101, VINDHYACHAL CO-OP HOUSING SOC,
PLOT NO. 204, SECTOR IV, CHARKOP,
KANDIVLI (W), MUMBAI-400 067.
TEL NO: 2868 2567.
E MAIL: kala_arekhan@yahoo.com

Signature of Contractor with Seal



NOTICE INVITING TENDERS

SBIIMS on behalf of SBI Invites "**Online E-Tender**" From the SBIIMS Empanelled Contractors under appropriate category for the captioned work.

The SBIIMS Empanelled Contractors **Are Only Entitled To Quote for This Tender.**

The Details Of Tender Are As Under:

S. No.	Description	
1.	Name of Work	<u>INTERIOR FURNISHING WORK FOR RENOVATION OF RETAIL ASSETS CENTRALISED PROCESSING CENTRE AT FIFTH FLOOR,ASHOK SILK MILL COMPOUND, LBS MARG, GHATKOPER WEST, MUMBAI.</u>
2.	Nature of Work	Civil & Interior, Works
3.	Time Allowed For Completion	90 Days (THREE MONTHS)
4.	Cost of Tender Documents	Rs. 3,000/- (Rs. Three Thousand Only) to be paid through State Bank Collect ONLY as detailed under; 1) login https://www.onlinesbi.com 2) Select SB Collect from Top Menu, click the checkbox and "Proceed" 3) Select "All India" in "State of Corporate/Institution" & Select "Commercial Services" in "Type of Corporate/Institution" then "Go" 4) Select "SBI Infra Management Solutions Pvt. Ltd" in Commercial Services Name and "Submit" 5) Select "Tender Application Fee" in "Payment Category" and enter the "Tender ID" exactly as given in first page top of this tender (characters in upper case Only). 6) Fill up all fields such as email, GST No., Mobile No, Vendor/Firm Name etc and make payment. 7) Enclose payment receipt having unique reference No. along with EMD.
5.	Earnest Money Deposit	Rs.73,500/- (Rs. Seventy Three Thousand five hundred Only) by means of Demand Draft / Pay Order (Valid for a period of 180 days from the last date of submission of the tender) From Any Scheduled/Nationalized Bank Drawn In Favor of SBI Infra Management Solutions Pvt. Ltd, and Payable at Mumbai.
6.	Initial Security Deposit	2% of contract amount including EMD
7.	Date of issue of tender Documents Form Bank's Website	16.10.2019 to 30.10.2019 www.sbi.co.in Under <Link>Procurement News.
8.	Last date & time for submission of Technical bid, EMD and cost of tender document	30.10.2019 by 3.00 PM

Signature of Contractor with Seal



9.	Address At Which Technical Bid(Hard Copy) Along With EMD & Cost of Tender Document Has To Be Submitted.	Vice President & Circle Head SBI Infra Management Solution Pvt. Ltd. State Bank of India, Local Head Office Building, 3 rd Floor, C-6, G-Block, Bandra Kurla Complex, Bandra East, Mumbai-400051
10.	Last Date & Time For Submission of Online Price Bid.	04.11.2019 at 3.00 PM At: - https://tenderwizard.com/
11.	Last Date & Time For Opening Of Online Price Bid.	04.11.2019 at 3.30 PM At: - https://tenderwizard.com/
12.	Place of opening tenders	Vice President & Circle Head SBI Infra Management Solution Pvt. Ltd. State Bank of India, Local Head Office Building, 3 rd Floor, C-6, G-Block, Bandra Kurla Complex, Bandra East, Mumbai-400051
13.	Liquidated Damages	0.50% of contract Amount Per Weeks Subject To Max. 5% Of Contract Value Or Final Bill Value.
14.	Defects Liability Period	12 Months From The Date Of Virtual Completion
15.	Validity of offer	90 Days From The Date Of Opening Of Price-Bid
16.	Value of interim certificate	Rs. 25 Lakhs. No Advance On Materials / Plant / Machinery Or Mobilization Advance Shall Be Paid Under Any Circumstances

16. Tenders can be downloaded from the bank's website www.sbi.co.in (Link) <Procurement News>. It shall be responsibility of the contractor to arrange and ensure that All pages of technical and financial bid are properly bound separately. Tenders in loose pages may be disqualified.

17. The contractor shall sign and stamp each page of the tender document thereby ensuring the number and sequence of all pages.

18. No conditions other than mentioned in the tender will be considered, and if given they will have to be withdrawn before opening of the price-bid.

19. The SBIIMS Pvt. Ltd. reserve their rights to accept or reject any or all the tenders, either in whole or in part without assigning any reason(s) for doing so and no claim / correspondence shall be entertained in this regard.

20. Tenders received without EMD and cost of tender documents shall be summarily rejected and such tenders shall not be allowed to participate in the online price bidding process.

21. In Case the date of opening of tenders is declared as a holiday, the tenders will be opened on the next working day at the same time.

22. SBIIMS Pvt. Ltd. has the right to accept / reject any / all tenders without assigning any reasons and no correspondence shall be entertained in this regard.

Yours Faithfully,

For & On-Behalf of SBI Infra Management Solutions Pvt. Ltd.

Signature of Contractor with Seal



FORM TENDER

To,
Vice President & Circle Head,
SBI Infra Management Solutions Pvt. Ltd.
SBI, Local Head Office, 3rd floor, C-6, G-Block
Synergy Building,
Bandra- Kurla Complex, Bandra (East),
Mumbai-400 051..

Dear Sir,

Having examined the drawings, specification, design and schedule of quantities relating to the works specified in the memorandum hereinafter set out and having visited and examined the site of the works specified in the said memorandum and having acquired the requisite information relating thereto as affecting the tender, I/We hereby offer to execute the works specified in the said memorandum at the rates mentioned in the attached Schedule of Quantities and in accordance in all respects with the specifications, design, drawings and instructions in writing referred to in conditions of tender, the Articles of Agreement, Special Conditions, Schedule of Quantities and Conditions of Contract and with such materials as are provided for by, and in all other respects in accordance with such conditions so far as they may be applicable.

MEMORANDUM

Description of work	Proposed Interior Works Of Retail Assets Centralised Processing Centere at First Floor, Ashok Silk Milis Compound, LBS Marg, Ghatkopar West.
Earnest Money	Rs. 73,500/- (Seventy Three Thousand Five Hundred only) by means of Demand Draft / Pay Order from any scheduled Nationalized Bank drawn in favour of SBI Infra Management Solutions Pvt. Ltd. and payable in Mumbai.
Percentage, if any, to be deducted from Bills and total amount to be retained	10 % from Running Bills, subject to maximum Total 5% of contract amount or actual Final Bill value including EMD & Initial Security Deposit.
Time allowed for completion of the Works from fourteenth day after the date of written order or date of handing over of the site (whichever is later) to commence the work	90 Days (Three months)

Signature of Contractor with Seal



I / We have deposited a sum of **Rs. 73,500/- (Seventy Three Thousand Five Hundred only)** of the total tender amount as Earnest Money with the SBI Infra Management Solutions Pvt. Ltd. which amount is not to bear any interest. Should I / We fail to execute the Contract when called upon to do so I / We do hereby agree that this sum shall be forfeited by me/us to SBI Infra Management Solutions Pvt. Ltd.

1) Our Bankers are:

i)

ii)

The names of partners of our firm are:

i)

ii)

Name of the partner of the firm

Authorised to sign

Or

(Name of person having Power of Attorney to sign the Contract.

(Certified true copy of the Power of Attorney should be attached)

Yours faithfully,

Signature of Contractors.

Signature and addresses of Witnesses

i)

ii)

Signature of Contractor with Seal



SAMPLE BUISNESS RULE DOCUMENT

ONLINE E-TENDERING FOR PROPOSED INTERIOR WORKS OF RETALL ASSETS
CENTRALLSED PROCEESSING CENTRE, GHATKOPAR(WEST),MUMBAI..

(A) Business rules for E-tendering:

1. Only **empanelled** contractors with SBIIMS PVT.LTD. Under appropriate category who is invited by the project Architect/SBIIMS shall only be eligible to participate.
2. SBIIMS PVT.LTD. Will engage the services of an E-tendering service provider who will provide necessary training and assistance before commencement of online bidding on Internet.
3. In case of e-tendering, SBIIMS will inform the vendor in writing, the details of service provider to enable them to contact and get trained.
4. Business rules like event date, closing and opening time etc. also will be communicated through service provider for compliance.
5. Contractors have to send by email, the compliance form in the prescribed format (provided by service provider), before start of E-tendering. Without this the vendor will not be eligible to participate in the event.
6. The Contractors will be required to submit the various documents in sealed Envelope to the office of SBI Infra Solutions Pvt. Ltd..at the address mentioned hereinbefore by the stipulated date i.e. (1) Hard Copy of Technical Bid duly signed and stamped on each page (2) Demand Draft of specified amount of EMD (3) Demand Draft of Cost of Tender documents (4) Certified copy of A-Class Electrical License). Contractors not submitting any one or more documents shall not be eligible to participate in the on line price bidding.
7. E-tendering will be conducted on schedule date & time.
8. **The e-tendering will be treated as closed only when the bidding process gets closed in all respects for the item listed in the tender.**

(B) Terms & conditions of E-tendering:

SBIIMS PVT. LTD. shall finalize the Tender through e-tendering mode for which **M/s. E-Procurement Technologies Ltd.** has been engaged by SBIIMS an authorized service provider. Please go through the guidelines given below and submit your acceptance to the same along with your Commercial Bid.

1. E-tendering shall be conducted by SBIIMS through **M/s. E-Procurement Technologies Ltd.** on pre-specified date. While the Contractors shall be quoting from their own offices/ place of their choice, Internet connectivity and other paraphernalia requirements shall have to be ensured by Contractors themselves. In the event of failure of their Internet connectivity, (due to any reason whatsoever it may be) SBIIMS shall not be held responsible & no-further request by the bidder/ tenderer shall be entitled. In order to ward-off such contingent situation bidders are requested to make all the necessary arrangements/ alternatives such as back-up

Signature of Contractor with Seal



power supply whatever required so that they are able to circumvent such situation and still be able to participate in the E-tendering successfully. Failure of power at the premises of Contractors during the E-tendering cannot be the cause for not participating in the E-tendering. On account of this the time for the E-tendering cannot be extended and SBIIMS Pvt. Ltd. is not responsible for such eventualities.

2. **M/s. E-Procurement Technologies Ltd.**, shall arrange to train your nominated person(s), without any cost to you. They shall also explain you all the Rules related to the E-tendering. You are required to give your compliance on it before start of bid process.
3. **BIDDING CURRENCY AND UNIT OF MEASUREMENT:** Bidding will be conducted in Indian currency & Unit of Measurement will be displayed in Online E-tendering.
4. **BID PRICE:** The Bidder has to quote the rate as per the Tender Document provided by SBIIMS Pvt. Ltd. their appointed Architects.
5. **VALIDITY OF BIDS:** The Bid price shall be firm for a period specified in the tender document and shall not be subjected to any change whatsoever.
6. Procedure of E-tendering:
 - i. **Online E-tendering** :
 - (a) The hard copy of the Technical as well as Price Bid Document are available on the Bank's website during the period specified in the Notice Inviting Tender (NIT).
 - (b) Online e-tendering is open to the empanelled bidders who receive NIT from the Architect and qualified for participating in the price bidding as provisions mentioned hereinabove through SBIIMS approved Service Provider.
 - (c) The Price-Bid shall be made available online by the Service Provider wherein the contractors will be required to fill-in their Item-wise rates for each item.
 - (d) The Contractors are advised not to wait till the last minute to submit their online item-wise quote in the price bid to avoid complications related with internet connectivity, network problems, system crash down, power failure, etc.
 - (e) It is mandatory to all the bidders participating in the price bid to quote their rates for each and every item.
 - (f) In case, contractor fails to quote their rates for any one or more tender items, their tender shall be treated as **"Incomplete Tender"** and shall be liable for rejection.
7. **LOG IN NAME & PASSWORD:** Each Bidder is assigned a Unique User Name & Password by **M/s. E-Procurement Technologies Ltd.**. The Bidders are requested to change the Password after the receipt of initial Password from M/s. E-Procurement Technologies Ltd. All bids made from the Login ID given to the bidder will be deemed to have been made by the bidder.
8. **BIDS PLACED BY BIDDER:** Bids will be taken as an offer to execute the work as specified. Bids once made, cannot be cancelled / withdrawn and the Bidder shall be bound to execute the work at the quoted bid price. In case the L-1 Bidder backs out or fail to complete the work as per the rates quoted, SBIIMS shall at liberty to take action as deemed necessary including de-paneling such contractors and forfeiting their EMD..

Signature of Contractor with Seal



9. At the end of the E-tendering, SBIIMS Pvt. Ltd. will decide upon the winner. SBIIMS Pvt. Ltd. decision on award of Contract shall be final and binding on all the Bidders.
10. SBIIMS shall be at liberty to cancel the E-tendering process / tender at any time, before ordering, without assigning any reason.
11. SBIIMS shall not have any liability to bidders for any interruption or delay in access to the site irrespective of the cause.
12. Other terms and conditions shall be as per your techno-commercial offers and other correspondences till date.
13. OTHER TERMS & CONDITIONS:
 - The Bidder shall not involve himself or any of his representatives in Price manipulation of any kind directly or indirectly by communicating with other suppliers / bidders.
 - The Bidder shall not divulge either his Bids or any other exclusive details of SBIIMS Pvt. Ltd. to any other party.
 - SBIIMS Pvt. Ltd. decision on award of Contract shall be final and binding on all the Bidders.
 - SBIIMS Pvt. Ltd. reserve their rights to extend, reschedule or cancel any E-tendering within its sole discretion.
 - SBIIMS or its authorized service provider **M/s. E-Procurement Technologies Ltd.** shall not have any liability to Bidders for any interruption or delay in access to the site irrespective of the cause.
 - SBIIMS or its authorized service provider **M/s. E-Procurement Technologies Ltd.** is not responsible for any damages, including damages that result from, but are not limited to negligence.
 - SBIIMS or its authorized service **M/s. E-Procurement Technologies Ltd.** will not be held responsible for consequential damages, including but not limited to systems problems, inability to use the system, loss of electronic information etc.

N.B.

- All the Bidders are required to submit the Process Compliance Statement (Annexure II) duly signed to **M/s. E-Procurement Technologies Ltd.**
- **All the bidders are requested to ensure that they have a valid digital signature certificate well in advance to participate in the online event.**

**PROCESS COMPLIANCE STATEMENT (ANNEXURE II)**

(The bidders are required to print this on their company's letter head and sign, stamp before emailing)

To,
E-Procurement Technologies Ltd. (AuctionTiger)
B-704 Wall Street - II,
Opp. Orient Club,
Nr. Gujarat College, Ahmedabad - 380 006.
Gujarat State, India

AGREEMENT TO THE PROCESS RELATED TERMS AND CONDITIONS FOR THE ONLINE E-TENDERING FOR PROPOSED INTERIOR WORKS OF RETAIL ASSETS CENTRALISED PROCEESSING CENTRE, GHATKOPAR, WEST.

Dear Sir,

This has reference to the Terms & Conditions for the E-tendering mentioned in the Tender document

This letter is to confirm that:

- 1) The undersigned is authorized representative of the company.
- 2) We have studied the Commercial Terms and the Business rules governing the E-tendering as mentioned in RFP of SBIIMS Pvt. Ltd. as well as this document and confirm our agreement to them.
- 3) We also confirm that we have taken the training on the E-tendering tool and have understood the functionality of the same thoroughly.
- 4) We confirm that SBIIMS Pvt. Ltd. and M/s. E-tendering Technologies Ltd. Limited shall not be liable & responsible in any manner whatsoever for my/our failure to access & bid on the e-E-tendering platform due to loss of internet connectivity, electricity failure, virus attack, problems with the PC, any other unforeseen circumstances etc. before or during the E-tendering event.
- 5) We confirm that we have a valid digital signature certificate issued by a valid Certifying Authority.
- 6) We, hereby confirm that we will honor the Bids placed by us during the E-tendering process.

With regards,

Date:

Signature with company seal

Name:

Company / Organization:

Designation within Company / Organization:

Address of Company / Organization:

Scan it and send to this Document on -----

Signature of Contractor with Seal



ARTICLES OF AGREEMENT

(On non-judicial Stamp Paper of Rs. 500/- or as per latest Govt. Rules)

ARTICLES OF AGREEMENT made the _____ date of _____ between SBIIMS PVT.LTD., on behalf of SBI, having its office at Mumbai hereinafter called "the Service Provider" of the One Part and

WHEREAS the SBIIMS PVT.LTD. is desirous of

_____ and has caused drawings and specifications describing the work to be done to be prepared by **M/s. KALA AREKHAN**, its Architects.

AND WHEREAS the said Drawings numbered _____ to _____ inclusive, the Specifications and the Schedule of Quantities have been signed by or on behalf of the parties hereto.

AND WHEREAS the Contractor has agreed to execute upon and subject to the Conditions set forth herein and to the Conditions set forth herein in the Special Conditions and in the Schedule of Quantities and Conditions of Contract (all of which are collectively hereinafter referred to as "the said conditions") the works shown upon the said Drawings and / or described in the said Specifications and included in the Schedule of Quantities at the respective rates therein set forth amounting to the sum as therein arrived at our such other sum as shall become payable there under (hereinafter referred to as "the said Contract Amount.)

NOW IT IS HEREBY AGREED AS FOLLOWS:

- 1) In consideration of the said Contract Amount to be paid at the times and in the manner set forth in the said Conditions, the Contractor shall upon and subject to the said Conditions execute and complete the work shown upon the said Drawings and described in the said Specifications and the priced Schedule of Quantities.
- 2) The Employer shall pay to the Contractor the said Contract Amount, or such other sum as shall become payable, at the times and in the manner specified in the said Conditions.
- 3) The term "the Architects" in the said Conditions shall mean the said **M/s. KALA AREKHAN**, or in the event of their ceasing to be the Architects for the purpose of this Contract for whatever reason, such other person or persons as shall be nominated for that purpose by the Employer, not being a person to whom the Contractor shall object for reasons considered to be sufficient by the Employer, PROVIDED ALWAYS that no person or persons subsequently appointed to be Architects under this Contract shall be

Signature of Contractor with Seal



entitled to disregard or overrule any previous decisions or approval or direction given or expressed in writing by the outgoing Architects for the time being.

- 4) The said Conditions and Appendix thereto shall be read and construed as forming part of this Agreement, and the parties hereto shall respectively abide by submit themselves to the said Conditions and perform the Agreements on their part respectively in the said Conditions contained.
- 5) The Plans, Agreements and Documents mentioned herein shall form the basis of this Contract.
- 6) This Contract is neither a fixed lump-sum contract nor a piece work contract but a contract to carry out the work in respect of the entire building complex to be paid for according to actual measured quantities at the rates contained in the Schedule of Quantities and Rates or as provided in the said Conditions.
- 7) The Contractor shall afford every reasonable facility for the carrying out of all works relating to civil works, installation of lifts, Telephone, electrical installations, fittings air-conditioning and other ancillary works in the manner laid down in the said Conditions, and shall make good any damages done to walls, floors, etc. after the completion of his work.
- 8) The SBIIMS Pvt. Ltd. reserves to itself the right of altering the drawings and nature of the work by adding to or omitting any items of work or having portions of the same carried out without prejudice to this Contract.
- 9) Time shall be considered as the essence of this Contract and the Contractor hereby agrees to commence the work soon after the Site is handed over to him or from 14th day after the date of issue of formal work order as provided for in the said Conditions whichever is later and to complete the entire work within **90 Days (Three Months)** subject to nevertheless the provisions for extension of time.
- 10) All payments by the SBI under this Contract will be made only at Mumbai.
- 11) All disputes arising out of or in any way connected with this Agreement shall be deemed to have arisen at Mumbai and only the Courts in Mumbai shall have jurisdiction to determine the same.
- 12) That the several parts of this Contract have been read by the Contractor and fully understood by the Contractor.

Signature of Contractor with Seal



IN WITNESS WHEREOF THE SBIIMS PVT. LTD. and the Contractor have set their respective hands to these presents and two duplicates hereof the day and year first hereinabove written.

SIGNATURE CLAUSE

SIGNED AND DELIVERED by the

_____ By the
(Employer)

hand of Shri _____

(Name and Designation)

(Signature of Employer)

In the presence of :

1) Shri / Smt. _____

(Signature of Witness)

Address _____

(Witness)

SIGNED AND DELIVERED by the

_____ by the
(Contractor)

(Signature of Contractors)

in the presence of :

Shri / Smt. _____

(Signature of Witness)

Address _____

(Witness)

Signature of Contractor with Seal



SECTION – 1

INSTRUCTIONS TO THE TENDERERS

1.0 Scope of work

Sealed Tenders are invited by **M/s. KALA AREKHAN, Architects, & Interior Designers**, for & on behalf of SBIIMS PVT.LTD. For **Proposed Interior Works Of Retail Assets Centralised Processing Center Ghatkopar West**.

The proposed work is to be carried out at **First Floor, Ashok Silk Mills Compound ,LBS Marg, Ghatkopar (West)**.

2.0 Tender documents

- 2.1 The work has to be carried out strictly according to the conditions stipulated in the tender consisting of the following documents and the most workmen like manner.

Instructions to tenderers

General conditions of Contract

Special conditions of Contract

Additional specifications

Drawings

Priced Bid A

- 2.2 The above documents shall be taken as complementary and mutually explanatory of one another but in case of ambiguities or discrepancies, shall take precedence in the order given below;

- a) Price Bid
- b) Additional Specifications
- c) Technical specifications
- d) Drawings
- e) Special conditions of contract
- f) General conditions of contract
- g) Instructions to Tenderers

- 2.3 Complete set of tender documents including relative drawings can be downloaded from the website www.sbi.co.in

- 2.4 The tender documents are not transferable.

Signature of Contractor with Seal



3.0 Site Visit

- 3.1 The tenderer must obtain himself on his own responsibility and his own expenses all information and data that may be required for the purpose of filling this tender document and enter into a contract for the satisfactory performance of the work. The tenderer is requested satisfy himself regarding the availability of water, power, transport and communication facilities, the character quality and quantity of the materials, labour, the law and order situation, climatic conditions, local authorities requirement, traffic regulations etc;

The tenderer will be fully responsible for considering the financial effect of any or all the factors while submitting his tender.

4.0 Earnest Money

- 4.1 The tenderers are requested to submit the Earnest Money of **Rs.73,500/- (Seventy Three Thousand Five Hundred only) by means of Demand Draft / Pay Order** (Valid for a period of 180 Days from the last date of submission of the tender) from any scheduled Nationalized Bank drawn **in favour of SBI Infra Management Solutions Pvt. Ltd. and payable in Mumbai.**
- 4.2 EMD in any other form other than as specified above will not be accepted. Tender not accompanied by the EMD in accordance with clause 4.1 above shall be rejected.
- 4.3 No interest will be paid on the EMD.
- 4.4 EMD of unsuccessful tenderer will be refunded within 30 days of award of Contract.
- 4.5 EMD of successful tenderer will be retained as a part of security deposit.

5.0 Initial/ Security Deposit

The successful tenderer will have to submit a sum equivalent to 2% of accepted tender value less EMD by means of DD drawn in favour of SBIIMS Pvt. Ltd. within a period of 15 days of acceptance of tender.

6.0 Security Deposit

- 6.1 Total security deposit shall be 5% of contract value. Out of this 2% of contract value is in the form of Initial Security Deposit (ISD) which includes the EMD. Balance 3% shall be deducted from the running account bill of the work at the rate of 10% of the respective running account bill i.e., deduction from each running bill account will be @10% till Total Security Deposit (TSD) including ISD reaches to 5% of contract value. The 50% of the Total Security Deposit shall be paid to the contract on the basis of architect's certifying the virtual completion. The balance 50% would be paid to the contractors after the defects liability period as specified in the contract.

Signature of Contractor with Seal

**6.2 Additional Security Deposit**

In case L-1 bidder quotes abnormally low rates (i.e. 10% or more, below estimated project cost), the bank may ask such bidder to deposit additional security deposit (ASD) equivalent to difference of estimated cost vis-à-vis L-1 quoted amount for due fulfillment of contract. Such ASD could be in the form of FDR / Bank's guarantee in the Bank's name as per format approved by the Bank. On successful completion of work ASD will be returned to the contractor. In case contractor fails to complete the work in time or as per tender specification or leave the job incomplete, the bank will be at liberty to recover the dues from ASD or to forfeit such ASD as the case may be within its sole discretion.

6.3 No interest shall be paid to the amount retained by the Bank as Security Deposit.

7.0 Signing of contract Documents

The successful tenderer shall be bound to implement the contract by signing an agreement and conditions of contract attached herewith within 30 days from the receipt of intimation of acceptance of the tender by the Bank. However, the written acceptance of the tenders by the Bank will constitute a binding agreement between the Bank and successful tenderer whether such formal agreement is subsequently entered into or not.

8.0 Completion Period

Time is essence of the contract. The work should be completed in all respect accordance with the terms of contract within a period of **90 Days (Three Months)** from the date of award of work.

9.0 Validity of tender

Tenders shall remain valid and open for acceptance for a period of 90 days from the date of opening price bid. If the tenderer withdraws his/her offer during the value period or makes modifications in his/her original offer which are not acceptable to Bank without prejudice to any other right or remedy the Bank shall be at liberty forfeit the EMD.

10.0 Liquidated Damages

The liquidated damages in case of breach of any terms of this RFP & delay in completion of the work within stipulated time shall be 0.50% per week subject to a maximum of 5% of contract value. In the event of liquidated damages exceeding the cap of 5% the award of contract shall be cancelled.

Signature of Contractor with Seal

**11.0 Rate and prices:****11.1 In case of item rate tender**

11.1.1 The tenderers shall quote their rates for individual items both in words and figure. In case of discrepancy between the rate quoted in words and figures, the unit rate quantity in words will prevail. If no rate is quoted for a particular item the contractor shall not be paid for that item when it is executed.

The amount of each item shall be calculated and the requisite total is given. In case of discrepancy between the unit rate and the total amount calculated from multiplication of unit rate and the quantity the unit rate quoted will govern and the amount will be corrected.

11.1.2 The tenderers need not quote their rates for which no quantities have been given. In case the tenderers quote their rates for such items those rates will be ignored and will not be considered during execution.

11.1.3 The tenderers should not change the units as specified in the tender. If any unit is changed the tenders would be evaluated as per the original unit and the contractor would be paid accordingly.

The tenderer should not change or modify or delete the description of the item. If any discrepancy is observed he should immediately bring to the knowledge of the Architect/ SBIIMS Pvt. Ltd.

11.1.4 Each page of the BOQ shall be signed by the authorized person and cutting or overwriting shall be duly attested by him.

11.1.5 Each page shall be totaled and the grand total shall be given.

11.1.6 The rate quoted shall be firm and shall include all costs, allowances, taxes, levies.

11.1.7 The SBIIMS Pvt. Ltd. reserve their rights to accept any tenders, either in whole or in part or may entrust the work in phases or may drop the part scope of work at any stage of the project within its sole discretion without assigning any reason(s) for doing so and no claim / correspondence shall be entertained in this regard.

11.1.8 In case it is decided by the SBIIMS Pvt. Ltd. to drop one or Items from the scope of work at any stage of the project, the contractor shall not be entitled to raise any claim / compensation for such deleted scope of work. Also, the SBIIMS Pvt. Ltd. may consider issuing work order for various works in phases but within a reasonable time interval and the contractor shall be bound to execute the same within the stipulated time period and as per rates quoted by them in this tender without any claim for price escalation.

SIGNATURE OF THE CONTRACTOR

WITH SEAL

Signature of Contractor with Seal



GENERAL CONDITIONS OF CONTRACT

1.0 Definitions: -

“Contract means the documents forming the tender and the acceptance thereof and the formal agreement executed between SBI Infra Management Solutions Pvt. Ltd. (client) and the contractor, together with the documents referred there in including these conditions, the specifications, designs, drawings and instructions issued from time to time by the Architects / Bank and all these documents taken together shall be deemed to form one contract and shall be complementary to one another.

1.1 In the contract the following expressions shall, unless the context otherwise requires, have the meaning hereby respectively assigned to them.

1.1.1 ‘SBIIMS’ shall mean SBI Infra Management Solutions Pvt. Ltd. (Service Provider) having its Head Office, Ground Floor, Raheja Chambers, Free Press Marg, Nariman Point, Mumbai- 400 021 and includes the client’s representatives, successors and assigns.

1.1.2 ‘Architects/ Consultants’ shall mean M/s KALA AREKHAN, Architects & Interior Designers, Mumbai.

1.1.3 ‘Site Engineer’ shall mean an Engineer appointed by the SBIIMS at site as their representative for day-to-day supervision of work and to give instructions to the contractors.

1.1.4 ‘The Contractor’ shall mean the individual or firm or company whether incorporate not, undertaking the works and shall include legal personal representative of individual or the composing the firm or company and the permitted assignees of individual or firms of company.

The expression ‘works’ or ‘work’ shall mean the permanent or temporary work description in the “Scope of work” and / or to be executed in accordance with the contract includes materials, apparatus, equipment, temporary supports, fittings and things of kinds to be provided, the obligations of the contractor hereunder and work to be done by the contractor under the contract.

1.1.5 ‘Engineer’ shall mean the representative of the Architect/consultant.

1.1.6 ‘Drawings’ shall mean the drawings prepared by the Architects and issued by the Engineer and referred to in the specifications and any modifications of such drawings as may be issued by the Engineer from time to time ‘Contract value shall mean value of the entire work as stipulated in the letter of acceptance of tender subject such additions there to or deductions there from as may be made under the provide herein after contained.

1.1.7 ‘Specifications’ shall mean the specifications referred to in the tender and modifications thereof as may time to time be furnished or approved by the Architect/ Consultant.

1.1.8 “Month” means calendar month.

Signature of Contractor with Seal



- 1.1.9 "Week" means seven consecutive days.
- 1.1.10 "Day" means a calendar day beginning and ending at 00 Hrs and 24 Hrs respectively.
- 1.1.11 "SBIIMS's Engineer" shall mean The Civil / Electrical Engineer in - charge of the Project, as nominated by the M.D. & CEO, SBI Infra Management Solutions Pvt. Ltd.
- 1.1.12 The following shall constitute the Joint Project Committee (herein under referred to as JPC) for assessing and reviewing the progress of the work on the project and to issue instructions or directions from time to time for being observed and followed by the Architects Site Engineer / PMC and other consultants / contractors engaged in the execution of the project.
- i) Vice President – Circle Head of SBIIMS Pvt. Ltd.
 - ii) SBIIMS Engineer (Civil and Electrical) in-charge of the Project, as may be nominated by the M.D. & CEO, SBI Infra Management Solutions Pvt. Ltd. Members.
 - iii) Concerned partner of the Architects and their Resident Architect.... Member.

CLAUSE

1.0 Total Security Deposit

Total Security deposit comprise of

Earnest Money Deposit

Initial security deposit

Retention Money

a) Earnest Money Deposit -

The tenderer shall furnish EMD of **Rs.73,500/- (Seventy Three Thousand Five Hundred only)** in the form of Demand draft or bankers cheque drawn in favor of SBIIMS PVT. LTD., on any Scheduled/ Nationalized Bank. No tender shall be considered unless the EMD is so deposited in the required form. No interest shall be paid on this EMD. The EMD of the unsuccessful tenderer shall be refunded soon after the decision to award the contract is taken without interest. The EMD shall stand absolutely forfeited if the tenderer revokes his tender at any time the period when he is required to keep his tender open acceptance by the SBIIMS Pvt. Ltd. or after it is accepted by the SBIIMS Pvt. Ltd. the contractor fails to enter into a formal agreement or fails to pay the initial security deposit as stipulated or fails to commence the commence the work within the stipulated time.

b) Initial Security Deposit (ISD)

The amount of ISD shall be 2% of accepted value of tender including the EMD in the form of DD/FDR drawn on any scheduled Bank and shall be deposited within 15 days from the date of acceptance of tender.

ADDITIONAL SECURITY DEPOSIT / PERFORMANCE GUARANTEE

In case L-1 bidder quotes abnormally low rates (i.e. 10% or more, below estimated project cost), the bank may ask such bidder to deposit additional security deposit

Signature of Contractor with Seal



(ASD) equivalent to difference of estimated cost vis-à-vis L-1 quoted amount for due fulfillment of contract as performance guarantee. Such ASD could be in the form of FDR / Bank's guarantee in the Bank's name as per format approved by the Bank. On successful completion of work ASD will be returned to the contractor. In case contractor fails to complete the work in time or as per tender specification or leave the job incomplete, the bank will be at liberty to recover the dues from ASD or to forfeit such ASD as the case may be within its sole discretion.

No interest shall be paid to the amount retained by the Bank as Security Deposit.

c) **Retention Money: -**

Besides the SD as deposited by the contractor in the above said manner, the Retention money shall be deducted from the running account bill at the rate of 10% of the gross value of work done by the contractor and claimed in each bill provided the total security deposit i.e. ISD plus EMD plus Retention Money shall both together not exceed 5% of the contract value. The 50% of the total security deposit shall be refunded to the contractor without any interest on issue of Virtual Completion certificate by the Architect/consultant. The balance 50% of the total security deposit shall be refunded to the contractors without interest within fifteen days after the end of defects liability period provided the contractor has satisfactorily attended to all defects in accordance with the conditions of contract including site clearance.

2.0 **Language**

The language in which the contract documents shall be drawn shall be in English.

3.0 **Errors, omissions and discrepancies**

In case of errors, omissions and/ or disagreement between written and scaled dimensions on the drawings or between the drawings and specifications etc., the following order shall apply.

- i) Between scaled and written dimension (or description) on a drawing, the latter shall be adopted.
- ii) Between the written or shown description or dimensions in the drawings and the corresponding one in the specification the former shall be taken as correct.
- iii) Between written description of the item in the specifications and descriptions in bills of quantities of the same item, the former shall be adopted:
 - a) In case of difference between rates written in figures and words, the rate in words shall prevail.
 - b) Between the duplicate / subsequent copies of the tender, the original tender shall be taken as correct.

4.0 **Scope of Work:**

The contractor shall carryout complete and maintain the said work in every respect strictly accordance with this contract and with the directions of and to the satisfaction Bank to be communicated through the architect/consultant. The architect/consultant at the directions of the SBIIMS from time to time issue further drawings and / or write instructions, details directions and explanations which are here after collectively references to as Architect's /consultant's instructions in regard to the variation or modification of the design, quality or quantity of any work or the addition or omission or substitution work. Any discrepancy in the drawings or between BOQ and / or drawings and / or specifications. The removal from the site of any material brought

Signature of Contractor with Seal



thereon by the Contractor and any substitution of any other materials therefore the removal and / or re-executed of any work executed by him. The dismissal from the work of any person engaged thereupon.

5.0 i) **Letter of Acceptance:**

Within the validity period of the tender the SBIIMS shall issue a letter of acceptance directly or through the architect by registered post or otherwise depositing at the of the contractor as given in the tender to enter into a Contract for the execution of the work as per the terms of the tender. The letter of acceptance shall constitute a bind contract between the SBIIMS and the contractor.

ii) **Contract Agreement:**

On receipt of intimation of the acceptance of tender from the SBIIMS Pvt. Ltd / Architect the successful tenderer shall be bound to implement the contract and within fifteen days there of shall sign an agreement in a non-judicial stamp paper of appropriate value.

6.0 **Ownership of drawings:**

All drawings, specifications and copies thereof furnished by the SBIIMS Pvt. Ltd SBI through its Architect / consultants are the properties of the SBIIMS Pvt. Ltd. They are not to be used on other work.

7.0 **Detailed drawings and instructions:**

The SBIIMS Pvt. Ltd. through its architects / consultants shall furnish with reasonable proper additional instructions by means of drawings or otherwise necessary for the execution of the work. All such drawings and instructions shall be consistent with contract documents, true developments thereof and reasonably inferable there.

The work shall be executed in conformity therewith and the contractor prepare a detailed programme schedule indicating therein the date of start and completion of various activities on receipt of the work order and submit the same to the SBIIMS Pvt. Ltd. through the architect/consultant

7.0 **Copies of agreement**

Two copies of agreement duly signed by both the parties with the drawings shall be handed over to the contractors.

8.0 **Liquidated damages:**

If the contractor fails to maintain the required progress in terms of clause 6. 0 of GOC or to complete the work and clear the site including vacating their office on or before the contracted or extended date or completion, without justification in support of the cause of delay, he may be called upon without prejudice to any other right of remedy available under the law to the SBIIMS Pvt. Ltd. on account of such breach to pay a liquidated damages at the rate of 0.50% of the contract value which subject to a maximum of 5% of the contract value.

9.0 **Materials, Appliances and Employees**

Unless or otherwise specified the contractor shall provide and pay for all materials, labour, water, power, tools, equipment transportation and any other facilities that are required for the satisfactory execution and completion of the work. Unless or

Signature of Contractor with Seal



otherwise specified all materials shall be new and both workmanship and materials shall be best quality. The contractor shall at all times enforce strict discipline and good order among his employees and shall not employ on the work any unfit person or anyone not skilled in the work assigned to him. Workman whose work or behavior is found to be unsatisfactory by the SBIIMS Pvt. Ltd. /Architect/ consultant he shall be removed from the site immediately.

10.0 **Permits, Laws and Regulations:**

Permits and licenses required for the execution of the work shall be obtained by the contractor at his own expenses. The contractor shall give notices and comply with the regulations, laws, and ordinances rules, applicable to the contract. If the contractor observes any discrepancy between the drawings and specifications, he shall promptly notify the SBIIMS Pvt. Ltd. in writing under intimation of the Architect/ Consultant. If the contractor performs any act, which is against the law, rules and regulations he shall meet all the costs arising there from and shall indemnify the SBIIMS Pvt. Ltd. any legal actions arising there from.

11.0 **Setting out Work:**

The contractor shall set out the work and shall be responsible for the true and perfect setting out of the same and for the correctness of the positions, levels, dimensions, and alignment of all parts thereof and get it approved by the architect / consultant before proceeding with the work. If at any time any error in this respect shall appear during the progress of the works, irrespective of the fact that the layout had been approved by, the architect / consultant the contractor shall be responsible for the same and shall his own expenses rectify such error, if so, required to satisfaction of the SBIIMS Pvt. Ltd.

12.0 **Protection of works and property:**

The contractor shall continuously maintain adequate protection. of all his work from damage and shall protect the SBI's properties from injury or loss arising in connection with contract. He shall make good any such damage, injury, loss, except due to causes beyond his control and due to his fault or negligence.

He shall take adequate care and steps for protection of the adjacent properties. The contractor shall take all precautions for safety and protections of his employees on the works and shall comply with all applicable provisions of Govt. and local bodies' safety laws and building codes to prevent accidents, or injuries to persons or property on about or adjacent to his place of work. The contractor shall take insurance covers as per clause 24.0 at his own cost. The policy may be taken in joint names of the contractor and the SBIIMS Pvt. Ltd. and the original policy may be lodged with the SBIIMS Pvt. Ltd.

13.0 **Inspection of work:**

The SBIIMS Pvt. Ltd. / Architect / Consultant or their representatives shall at all reasonable times have free access to the work site and / or to the workshop, factories, or other places where materials are lying or from where they are obtained and the contractor shall give every facility to the SBIIMS Pvt. Ltd./Architect/consultant and their representatives necessary for inspection and examination and test of the materials and workmanship. No person unless authorized by the SBIIMS Pvt. Ltd./ Architect /Consultant except the representative of Public authorities shall be allowed on the work at any time. The proposed work

Signature of Contractor with Seal



either during its construction stage or its completion can also be inspected by the Chief Technical Examiner's Organization a wing of Central Vigilance commission.

14.0 **Assignment and subletting**

The whole of work included in the contract shall be executed the contractor and he shall not directly entrust and engage or indirectly transfer, assign or underlet the contract or any part or share there of or interest therein without the written consent of the SBIIMS Pvt. Ltd. through the Architect and no undertaking shall relieve the contractor from the responsibility of the contractor from active & superintendence of the work during its progress.

15.0 **Quality of materials, workmanship & Test**

All materials and workmanship shall be best of the respective kinds described in the contract and in accordance with Architect/consultant instructions and shall be subject from time to time to such tests as the architect/consultant may direct at the place of manufacture or fabrication or on the site or an approved testing laboratory. The contractor shall provide such assistance, instruments, machinery, labor, and materials as are normally required for examining measuring sampling and testing any material or part of work before incorporation in the work for testing as may be selected and required by the architect/consultant.

ii) **Samples**

All samples of adequate numbers, size, shades & pattern as per specifications shall be supplied by the contractor without any extra charges. If certain items proposed to be used are of such nature that samples cannot be presented or prepared at the site detailed literature / test certificate of the same shall be provided to the satisfaction of the Architect/consultant. Before submitting the sample / literature the contractor shall satisfy himself that the material / equipment for which he is submitting the sample / literature meet with the requirement of tender specification. Only when the samples are approved in writing by the architect / consultant the contractor shall proceed with the procurement and installation of the particular material / equipment. The approved samples shall be signed by the Architect / Consultant for identification and shall be kept on record at site office until the completion of the work for inspection / comparison at any time. The Architect/Consultant shall take reasonable time to approve the sample. Any delay that might occur in approving the samples for reasons of its not meeting the specifications or other discrepancies inadequacy in furnishing samples of best qualities from various manufacturers and such other aspects causing delay on the approval of the materials / equipment etc. shall be to the account of the contractor.

iii) **Cost of tests**

The cost of making any test shall be borne by the contractor if such test is intended by or provided for in the specification or BOQ.

iv) **Costs of tests not provided for**

If any test is ordered by the Architect/ Consultant which is either

- a) If so intended by or provided for or (in the cases above mentioned) is not so particularized, or though so intended or provided for but ordered by the Architect / Consultant to be carried out by an independent person at any place other than the

Signature of Contractor with Seal



site or the place of manufacture or fabrication of the materials tested or any Government / approved laboratory, then the cost of such test shall be borne by the contractor.

16.0 Obtaining information related to execution of work

No claim by the contractor for additional payment shall be entertained which is consequent upon failure on his part to obtain correct information as to any matter affecting the execution of the work nor any misunderstanding or the obtaining incorrect information or the failure to obtain correct information relieve him from any risks or from the entire responsibility for the fulfillment of contract.

17.0 Contractor's superintendence

The contractor shall give necessary personal superintendence during the execution the works and as long, thereafter, as the Architect / Consultant may consider necessary until the expiry of the defects liability period, stated here to.

18.0 Quantities

- i) The bill of quantities (BOQ) unless or otherwise stated shall be deemed to have been prepared in accordance with the Indian Standard Method of Measurements and quantities. The rate quoted shall remain valid for variation of quantity against individual item to any extent. The entire amount paid under Clause 19, 20 hereof as well as amounts of prime cost and provision sums, if any, shall be excluded.

19.0 Works to be measured

The Architect/Consultant may from time to time intimate to the contractor that he require the work to be measured and the contractor shall forthwith attend or send a quantity representative to assist the Architect in taking such measurements and calculation and to furnish all particulars or to give all assistance required by any of them. Such measurements shall be taken in accordance with the Mode of measurements detail in the specifications. The representative of the Architect / Consultant shall take measurements with the contractor's representative and the measurements shall be entered in the measurement book. The contractor or his authorised representative shall sign all the pages of the measurement book in which the measurements have been recorded in token of his acceptance. All the corrections shall be duly attested by both representatives. No over writings shall be made in the M book should the contractor not attend or neglect or omit to depute his representative to take measurements the measurements recorded by the representative of the Architect / consultant shall be final. All authorized extra work, omissions and all variations made shall be included such measurement.

20.0 Variations

No alteration, omission or variation ordered in writing by the Architect / consultant vitiates the contract. In case the SBIIMS Pvt. Ltd. / Architect / Consultant thinks proper at any during the progress of works to make any alteration in, or additions to or omission from the works or any. alteration in the kind or quality of the materials to be used therein, the Architect / Consultant shall give notice thereof in writing to the contractor shall confirm in writing within seven days of giving such oral instructions the contract shall alter to, add to, or omit from as the case may be in accordance with such but the contractor shall not do any work extra to or make any alterations or additions to or omissions from the works or any deviation from any of the provisions

Signature of Contractor with Seal



of the contract, stipulations, specifications or contract drawings without previous consent in writing of the Architect/ Consultant and the value of such extras, alterations, additions or omissions shall in all cases be determined by the Architect / Consultant and the same shall be added to or deducted from the contract value, as the case may be.

21.0 Valuation of Variations

No claim for an extra shall be allowed unless it shall have been executed under the authority of the Architect / Consultant with the concurrence of the SBIIMS Pvt. Ltd. as herein mentioned. Any such extra is herein referred to as authorized extra and shall be made in accordance with the following provisions.

- a)
 - (i) The net rates or prices in the contract shall determine the valuation of the extra work where such extra work is of similar character and executed under similar conditions as the work priced herein.
 - (ii) Rates for all items, wherever possible should be derived out of the rates given in the priced BOQ.
- b) The net prices of the original tender shall determine the value of the items omitted, provided if omissions do not vary the conditions under which any remaining items of Works are carried out, otherwise the prices for the same shall be valued under sub-Clause 'c' hereunder.
- c) Where the extra works are not of similar character and/or executed under similar conditions as aforesaid or where the omissions vary the conditions under which any remaining items or works are carried out, then the contractor shall within 7 days of the receipt of the letter of acceptance inform the Architect/ consultant of the rate which he intends to charge for such items of work, duly supported by analysis of the rate or rates claimed and the Architect/ consultant shall fix such rate or prices as in the circumstances in his opinion are reasonable and proper, based on the market rate.
- d) Where extra work cannot be properly measured or valued the contractor shall be allowed day work prices at the net rates stated in the tender, of the BOQ or, if not, so stated then in accordance with the local day work rates and wages for the district; provided that in either case, vouchers specifying the daily time (and if required by the Architect/Consultant) the workman's name and materials employed be delivered for verifications to the Architect /consultant at or before the end of the week following that in which the work has been executed.
- e) It is further clarified that for all such authorized extra items where rates cannot be derived from the tender, the Contractor shall submit rates duly supported by rate analysis worked on the 'market rate basis for material, labour hire / running charges of equipment and wastages etc. plus 15% towards establishment charges, contractor's overheads and profit. Such items shall, not be eligible for escalation.

22.0 Final measurement

The measurement and valuation in respect of the contract shall be completed within two months of the virtual completion of the work.

23.0 Post Completion requirements & Virtual Completion Certificate (VCC)

Signature of Contractor with Seal



On successful completion of entire works covered by the contract to the full satisfaction of the SBIIMS Pvt. Ltd., the contractor shall ensure that the following works have been completed the satisfaction of the SBIIMS Pvt. Ltd.:

- a) Clear the site of all scaffolding, wiring, pipes, surplus materials, contractor's labour equipment and machinery.
- b) Demolish, dismantle and remove the contractor's site office, temporary works, structure including labour sheds/camps and constructions and other items and things whatsoever brought upon or erected at the site or any land allotted to the contractor by the SBIIMS Pvt. Ltd. not incorporated in the permanent works.
- c) Remove all rubbish, debris etc. from the site and the land allotted to the contractor the SBIIMS Pvt. Ltd. and shall clear, level and dress, compact the site as required by the SBIIMS Pvt. Ltd.
- d) Shall put the SBIIMS Pvt. Ltd. in undisputed custody and possession of the site and all land allot by the SBIIMS Pvt. Ltd.
- e) Shall hand over the work in a peaceful manner to the SBIIMS Pvt. Ltd.
- f) All defects / imperfections have been attended and rectified as pointed out by the Architects to the full satisfaction of SBIIMS Pvt. Ltd.
Upon the satisfactory fulfillment by the contractor as stated above, the contractor is entitled to apply to the Architect / consultant is satisfied of the completion of work. Relative to which the completion certificate has been sought, the Architect/ consultant shall within fourteen (14) days of the receipt of the application for completion certificate, issue a VCC in respect of the work for which the VCC has applied.
This issuance of a VCC shall not be without prejudice to the SBIIMS's rights and contractor liabilities under the contract including the contractor's liability for defects liability nor shall the issuance of VCC in respect of the works or work at any site be construction as a waiver of any right or claim of the SBIIMS Pvt. Ltd. against the contractor in respect of or work at the site and in respect of which the VCC has been issued.

24.0 **Work by other agencies**

The SBIIMS Pvt. Ltd. / Architect / consultant reserves the rights to use premises and any portion the site for execution of any work not included in the scope of this contract with may desire to have carried out by other persons simultaneously and the contractor shall not only allow but also extend reasonable facilities for the execution of such work. The contractor however shall not be required to provide any plant or material for the execution of such work except by special arrangement with the SBI. Such work shall be carried out in such manner as not to impede the progress of the works included in the contract.

25.0 **Insurance of works**

- 25.1 Without limiting his obligations and responsibilities under the contract the contractor shall insure in the joint names of the SBIIMS Pvt. Ltd. and the contractor against all loss of damages from whatever cause arising other than the excepted risks, for which he is responsible under the terms of contract and in such a manner that the SBIIMS

Signature of Contractor with Seal



Pvt. Ltd. and contractor are covered for the period stipulated I clause of GCC and are also covered during the period of maintenance for loss or damage arising from a cause, occurring prior to the commencement of the period of maintenance and for any loss or damage occasioned by the contractor in the course of any operations carried out by him for the purpose of complying with his obligations under clause.

- a) The Works for the time being executed to the estimated current Contract value thereof, or such additional sum as may be specified together with the materials for incorporation in the works at their replacement value.
- b) The constructional plant and other things brought on to the site by the contractor to the replacement value of such constructional plant and other things.
- b) Such insurance shall be effected with an insurer and in terms approved by the SBIIMS Pvt. Ltd. which approval shall not be unreasonably withheld and the contractor shall whenever required produce to the Architect / consultant the policy if insurance and the receipts for payment of the current premiums.

25.2 Indemnification against Damage to persons and property

The contractor shall, except if and so far as the contract provides otherwise indemnify the SBI against all losses and claims in respect of injuries or damages to any person or material or physical damage to any property whatsoever which may arise out of or in consequence of the execution and maintenance of the works and against all claims proceedings, damages, costs, charges and expenses whatsoever in respect of or in relation thereto except any compensation of damages for or with respect to:

- a) The permanent use or occupation of land by or any part thereof.
- b) The right of SBIIMS Pvt. Ltd. to execute the works or any part thereof on, over, under, in or through any lands.
- c) Injuries or damages to persons or properties which are unavoidable result of the execution or maintenance of the works in accordance with the contract
- d) Injuries or damage to persons or property resulting from any act or neglect of the SBIIMS Pvt. Ltd. their agents, employees or other contractors not being employed by the contractor or for or in respect of any claims, proceedings, damages, costs, charges and expenses in respect thereof or in relation thereto or where the injury or damage was contributed to by the contractor, his servants or agents such part of the compensation as may be just and equitable having regard to the extent of the responsibility of the SBIIMS Pvt. Ltd., their employees, or agents or other employees, or agents or other contractors for the damage or injury.

25.3 Contractor to indemnify SBIIMS Pvt. Ltd.

The contractor shall indemnify the SBIIMS Pvt. Ltd. against all claims, proceedings, damages, costs, charges and expenses in respect of the matters referred to in the provision sub-clause 25.2 of this clause.

Signature of Contractor with Seal



25.4 Contractor's superintendence

The contractor shall fully indemnify and keep indemnified the SBIIMS Pvt. Ltd. against any action, claim, or proceeding relating to infringement or use of any patent or design or any alleged patent or design rights and shall pay any royalties which may be payable in respect of any article or part thereof included in the contract. In the event of any claim made under or action brought against SBIIMS

Pvt. Ltd. in respect of such matters as aforesaid the contractor shall be immediately notified thereof and the contractor shall be at liberty, at his own expenses to settle any dispute or to conduct any litigation that may arise there from, provided that the contractor shall not be liable to indemnify the SBIIMS Pvt. Ltd. if the infringement of the patent or design or any alleged patent or design right is the direct result of an order passed by the Architect / consultant in this behalf.

25.5 Third Party Insurance

25.5.1 Before commencing the execution of the work the contractor but without limiting his obligations and responsibilities under clause 24.0 of GCC shall insure against his liability for any material or physical damage, loss, or injury which may occur to any property including that of SBIIMS Pvt. Ltd., or to any person, including any employee of the SBIIMS Pvt. Ltd., by or arising out of the execution of the works or in the carrying out of the contract, otherwise than due to the matters referred to in the provision to clause 24.0 thereof.

25.5.2 Minimum amount of Third Party Insurance

Such insurance shall be affected with an insurer and in terms approved by the SBIIMS Pvt. Ltd. which approval shall not be reasonably withheld and for at least the amount stated below. The contractor shall, whenever required, produce to the Architect / consultant the policy or policies of insurance cover and receipts for payment of the current premiums.

25.6 The minimum insurance cover for physical property, injury, and death is Rs.5 Lakh per occurrence with the number of occurrences limited to four. After each occurrence contractor will pay additional premium necessary to make insurance valid for four occurrences always.

25.7 Accident or Injury to workman:

25.7.1 The SBIIMS Pvt. Ltd. shall not be liable for or in respect of any damages or compensation payable at law in respect or in consequence of any accident or injury to any workmen or other person in the employment of the contractor or any sub-contractor, save and except an accident or injury resulting from any act or default of the SBIIMS Pvt. Ltd. or their agents, or employees. The contractor shall indemnify and keep indemnified SBIIMS Pvt. Ltd. against all such damages and compensation, save and except as aforesaid, and against all claims, proceedings, costs, charges and expenses whatsoever in respect thereof or in relation thereto.

25.7.2 Insurance against accidents etc. to workmen

The contractor shall insure against such liability with an insurer approved by the SBIIMS Pvt. Ltd. during the whole of the time that any persons are employed by him on the works and shall, when required, produce to the architect / consultant such policy of insurance and receipt for payment of the current premium. Provided always that, in respect of any persons employed by any sub-contractor the

Signature of Contractor with Seal



contractor's obligation to insured as aforesaid under this sub-clause shall be satisfied if the sub-contractor shall have insured against the liability in respect of such persons in such manner that SBIIMS Pvt. Ltd. is indemnified under the policy but the contractor shall require such sub-contractor to produce to the Architect /consultant when such policy of insurance and the receipt for the payment of the current premium.

25.7.3 Remedy on contractor's failure to insure

If the contractor fails to effect and keep in force the insurance referred to above or any other insurance which he may be required to effect under the terms of contract, then and in any such case the SBIIMS Pvt. Ltd. may effect and keep in force any such insurance and pay such premium or premiums as may be necessary for that purpose and from time to time deduct the amount so paid by the SBIIMS Pvt. Ltd. as aforesaid from any amount due or which may become due to the contractor, or recover the same as debt from the contractor.

25.7.4 Without prejudice to the others rights of the SBIIMS Pvt. Ltd. against contractors. In respect of such default, the employer shall be entitled to deduct from any sums payable to the contractor the amount of any damages costs, charges, and other expenses paid by the SBIIMS Pvt. Ltd. and which are payable by the contractors under this clause. The contractor shall upon settlement by the Insurer of any claim made against the insurer pursuant to a policy taken under this clause, proceed with due diligence to rebuild or repair the works destroyed or damaged. In this event all the monies received from the Insurer in respect of such damage shall be paid to the contractor and the Contractor shall not be entitled to any further payment in respect of the expenditure incurred for rebuilding or repairing of the materials or goods destroyed or damaged.

26.0 Commencement of Works:

The date of commencement of the work will be reckoned as the date, fifteen days from the date of award of letter by the SBIIMS Pvt. Ltd.

27.0 Time for completion

Time is essence of the contract and shall be strictly observed by the contractor. The entire work shall be completed within a period of **3 calendar months** from the date of commencement. If required in the contract or as directed by the Architect / consultant. The contractor shall complete certain portions of work before completion of the entire work. However, the completion date shall be reckoned as the date by which the whole work is completed as per the terms of the contract.

28.0 Extension of time

If, in the opinion of the Architect/consultant, the work be delayed for reasons beyond the control of the contractor, the Architect/consultant may submit a recommendation to the SBIIMS Pvt. Ltd. to grant a fair and reasonable extension of time for completion of work as per the terms of contract. If the contractor needs an extension of time for the completion of work or if the completion of work is likely to be delayed for any reasons beyond the due date of completion as stipulated in the contract, the contractor shall apply to the SBIIMS Pvt. Ltd. through the Architect' Consultant in writing at least 30 Days before the expiry of the scheduled time and while applying for extension of time he shall furnish the reason in detail and his justification if an', for the delays. The architect/consultant shall submit their recommendations to the SBIIMS Pvt. Ltd. in the prescribed format for granting extension of time. While granting extension of time the contractor shall be informed the period extended time which will qualify for levy of liquidated damages. For the

Signature of Contractor with Seal



balance period in excess of original stipulated period and duly sanctioned extension of time by the provision of liquidated damages as stated under clause 10.0 shall become applicable. Further the contract shall remain in force even for the period beyond the due date of completion irrespective whether the extension is granted or not.

29.0 Rate of progress

Whole of the materials, plant and labour to be provided by the contractor and the mode, manner and speed of execution and maintenance of the works are to be of a kind and conducted in a manner to the satisfaction of the Architect / consultant should the rate of progress of the work or any part thereof be at any time be in the opinion the. Architect / consultant too Slow to ensure the completion of the whole of the work the prescribed time or extended time for completion the Architect / consultant shall thereupon take such steps as considered necessary by the Architect / consultant to expedite progress so as to complete the works by the prescribed time or extended time. Such communications from the Architect / consultant neither shall relieve. The contractor from fulfilling obligations under the contract nor he will be entitled to raise any claims arising out of such directions.

30.0 Work during nights and holidays

Subject to any provision to the contrary contained in the contract no permanent work shall save as herein provided be carried on during the night or on holidays without the permission in writing of the Architect / consultant, save when the work is unavoidable or absolutely necessary for the saving of life or property or for the safety of the work in which case the contractor shall immediately advise the Architect / consultant. However the provisions of the clause shall not be applicable in the case of any work which becomes essential to carry by rotary or double shifts in order to achieve the progress and quality of the part of the works being technically required / continued with the prior approval of the Architect / consultant at no extra cost to the SBIIMS Pvt. Ltd..

All work at night after obtaining approval from competent authorities shall be carried out without unreasonable noise and disturbance.

31.0 No compensation or restrictions of work

If at any time after acceptance of the tender SBIIMS Pvt. Ltd. shall decide to abandon or reduce the scope of work for any reason whatsoever and hence not required the whole or any part of the work to be carried out. The Architect / consultant shall give notice in writing o that effect to the contractor and the contractor shall act accordingly in the matter. The contractor shall have no claim to any payment of compensation or otherwise what so ever on account of any profit or advantage which he might have derived from the execution of the Work fully but which he did not derive in consequence of the foreclosure of the whole or part of the work.

Provided that the contractor shall be paid the charges on the cartage only of materials actually and bonafide brought to the site of the work by the contractor and rendered surplus as a result of the abandonment, curtailment of the work or any portion thereof and then taken back by the contractor, provided however that the Architect / Consultant shall have in such cases the option of taking over all or any such materials at their purchase price or a local current rate whichever is less.

“In case of such stores having been issued from SBIIMS Pvt. Ltd. stores and returned by the contractor to stores, credit shall be given to him at the rates not exceeding those at which were originally issued to the contractor after taking into consideration

Signature of Contractor with Seal



and deduction for claims on account of any deterioration or damage while in the custody of the contractor and in this respect the decision of Architect / consultant shall be final.

32.0 Suspension of work

- i) The contractor shall, on receipt of the order in writing of the Architect / consultant (whose decision shall be final and binding on the contractor) suspend the progress of works or any part thereof for such time and in such manner as Architect / consultant may consider necessary so as not to cause any damage or injury to the work already done or endanger the safety thereof for any of following reasons:
 - a) On account any default on the part of the contractor, or
 - b) For proper execution of the works or part thereof for reasons other than the default the contractor, or
 - c) For safety of the works or part thereof.
The contractor shall, during such suspension, properly protect and secure the works the extent necessary and carry out the instructions given in that behalf by the Architect / consultant.
- i) If the suspension is ordered for reasons (b) and (c) in sub-para (i) above:
The contractor shall be entitled to an extension of time equal to the period of every such suspension. No compensation whatsoever shall be paid on this account.

33 Action when the whole security deposit is forfeited

In any case in which under any clause or clauses of this contract, the Contractor shall have rendered himself liable to pay compensation amounting to the whole of his security deposit the Architect / consultant shall have the power to adopt any of the following course as they may deem best suited to the interest of the SBIIMS Pvt. Ltd.:

- a) To rescind the contract (of which rescission notice in writing to the contractor by - Architect / consultant shall be conclusive evidence) and in which case the security, deposit of the contractor shall be forfeited and be absolutely at the disposal of SBIIMS Pvt. Ltd..
- b) To employ labour paid by the SBIIMS Pvt. Ltd. and to supply materials to carry out the work, or part of the work, debiting the contractor with the cost of the labour and materials cost of such labour and materials as worked out by the Architect/consultant shall final and conclusive against the contractor) and crediting him with the value of the work done, in all respects in the same manner and at the same manner and at the same rates as if it had been carried out by the contractor under the terms of this contract certificate of architect /consultant as to the value of work done shall be final conclusive against the contractor.
- c) To measure up the work of the contractor, and to take such part thereof as shall unexecuted, out of his hands, and to give it to another contractor to complete in which case any expenses which may be incurred in excess of the sum which would have been paid to the original contractor, if the whole work had been executed by him (The amount of which excess the certificates in writing of the Architects / consultant shall final and conclusive) shall be borne by original contractor and may be deducted f any money due to him by SBIIMS Pvt. Ltd. under the contract or otherwise, or from his security deposit or the proceeds of sale thereof, or sufficient part thereof.

Signature of Contractor with Seal



In the event of any of above courses being adopted by the SBIIMS Pvt. Ltd. the contractor shall have no claim to compensation for any loss sustained by him by reasons of his having purchased or procured any material or entered into any engagements or make any advances on account of, or with a view to the execution of the work or the performance of the contract and in case the contract shall be rescind under the provision aforesaid, the contractor shall not be entitled to recover or to be paid any sum or any work thereto for actually performed under this contract, unless, and until the Architect / consultant will have certified in writing the performance of such work and the value payable in respect thereof, and he shall only be entitled to be paid the value so certified.

34.0 **Owner's right to terminate the contract**

If the contractor being an individual or a firm commit any 'Act of insolvency' or shall be adjusted an insolvent or being an incorporated company shall have an order for compulsory winding up voluntarily or subject to the supervision of Govt. and of the Official Assignee of the liquidator in such acts of insolvency or winding up shall be unable within seven days after notice to him to do so, to show to the reasonable satisfaction of the Architect / Consultant that he is able to carry out and fulfill the contract, and to dye security therefore if so required by the Architect / Consultant.

Or if the contractor (whether an individual firm or incorporated Company) shall suffer execution to be issued or shall suffer any payment under this contract to be attached by or on behalf of any of the creditors of the contractor.

Or shall assign or sublet this contract without the consent in writing of the SBIIMS Pvt. Ltd. through the Architect/Consultant or shall charge or encumber this contract or any payment due to which may become due to the contractor there under:

- a) has abandoned the contract; or
- b) has failed to commence the works, or has without any lawful excuse under these conditions suspended the progress of the works for 14 days after receiving from the SBIIMS Pvt. Ltd. through the Architect / consultant written notice to proceed, or
- c) has failed to proceed with the works with such diligence and failed to make such due progress as would enable the works to be completed within the time agreed upon, or
has failed to remove the materials from the site or to pull down and replace work within seven days after written notice from the SBIIMS Pvt. Ltd. through the Architect / Consultant that the said materials were condemned and rejected by the Architect/consultant under these conditions; or has neglected or failed persistently to observe and perform all or any of the acts matters or things by this contract to be

observed and performed by the contractor for seven days after written notice shall have been given to the contractor to observe or perform the same or has to the detriment of good workmanship or in defiance of the SBIIMS Pvt. Ltd. or Architect's / consultant's instructions to the contrary subject any part of the contract. Then and in any of said cases the SBIIMS Pvt. Ltd. and or the Architect / consultant, may not withstanding any previous waiver, after giving seven days' notice in writing to the contractor, determine the contract, but without thereby affecting the powers of the SBIIMS Pvt. Ltd. or the Architect / consultant or the obligation and liabilities of the contractor the whole of which shall continue in force as fully as if the contract had not been determined and as if the works subsequently had been executed by or on behalf of the contractor. And, further the SBIIMS Pvt. Ltd. through the Architect / consultant their agents or employees may enter upon and take possession of the

Signature of Contractor with Seal



work and all plants, took scaffoldings, materials, sheds, machineries lying upon the premises or on the adjoining lands or roads use the same by means of their own employees or workmen in carrying on and completing the work or by engaging any other contractors or persons to the work and the contractor shall not in any way interrupt or do any act, matter or thing to prevent or hinder such other contractor or other persons employed for complement and finishing or using the materials and plant for the works.

When the works shall be completed or as soon thereafter as convenient the SBIIMS Pvt. Ltd. or architect / consultant shall give a notice in writing to the contractor to remove his surplus materials and plants and should the contractor fail to do so within 14 days after receive thereof by him the SBIIMS Pvt. Ltd. sell the same by publication, and after due publication, and shall, adjust the amount realized by such auction. The contractor shall have no right to question any of the act of the SBIIMS Pvt. Ltd. incidental to the sale of the materials etc.

35.0 **Certificate of payment**

The contractor shall be entitled under the certificates to be issued by the Architect / consultant to the contractor within 10 working days from the date of certificate to payment from SBIIMS Pvt. Ltd. from time to time. The SBIIMS Pvt. Ltd. shall recover the statutory recovering other dues including the retention amount from the certificate of payment.

Provided always that the issue of any certificate by the Architect / consultant during progress of works or completion shall not have effect as certificate of satisfaction relieve the contractor from his liability under clause.

The Architect / consultant shall have power to withhold the certificate if the work or in part thereof is not carried out to their satisfaction.

The Architect / consultant may by any certificate make any corrections required previous certificate.

The SBIIMS Pvt. Ltd. shall modify the certificate of payment as issued by the architect / consultant from time to time while making the payment

The contractor shall submit interim bills only after taking actual measurements and properly recorded in the M books

The Contractor shall not submit interim bills when the approximate value of work done by him is less than Rs. 25.0 Lakh.

The final bill may be submitted by contractor within a period of one month from the date of virtual completion and Architect / consultant shall issue the certificate of payment within a period of two months. The SBIIMS Pvt. Ltd. shall pay the amount within a period of three months from the date of issue of certificate provided there is no dispute in respect of rates and quantities.

The contractor shall submit the interim bills in the prescribed format with all details.

36.0 **A. Settlement of Disputes and Arbitration**

Except where otherwise provided in the contract all questions and disputes to the meaning of the specifications, design, drawings and instructions herein before

Signature of Contractor with Seal



mentioned and as to the quality of workmanship or materials used on the work or as to any other question, claim, right, matter or thing whatsoever in any way arising out of or relating to the contract, designs, drawings specifications, estimates, instructions orders or these conditions or otherwise concerning the work or the execution or failure to execute the same whether arising during the progress of the work or after the cancellation, termination, completion or abandonment thereof shall be dealt with as mentioned hereinafter:

- i) If the contractor considers that he is entitled to any extra payment or compensation in respect of the works over and above the amounts admitted as payable by the Architect or in case the contractor wants to dispute the validity of any deductions or recoveries made or proposed to be made from the contract or raise any dispute, the contractor shall forthwith give notice in writing of his claim, or dispute to The M.D.& C.E.O. SBIIMS Pvt. Ltd., Head Office, Raheja Chambers, Free Press Journal Marg, Mumbai And endorse a copy of the same to the Architect, within 30 days from the date of disallowance thereof or the date of deduction or recovery. The said notice shall give full particulars of the claim, grounds on which it is based and detailed calculations of the amount claimed and the contractor shall not be entitled to raise any claim nor shall the SBIIMS Pvt. Ltd be in any way liable in respect of any claim by the contractor unless notice of such claim shall have been given by the contractor to the M.D.& C.E.O. SBIIMS Pvt. Ltd., Head Office in the manner and within the time as aforesaid. The Contractor shall be deemed to have waived and extinguished all his rights in respect of any claim not notified to the M.D.& C.E.O. SBIIMS Pvt. Ltd., Head Office in writing in the manner and within the time aforesaid.

B. Settlement of Disputes and Arbitration

The M.D.& C.E.O. SBIIMS Pvt. Ltd., Head Office shall give his decision in writing on the claims notified by the receipt of the contractor may within 30 days of the receipt of the decision of the M.D.& C.E.O. SBIIMS Pvt. Ltd., Head Office / Submit his claims to the conciliating authority namely the M.D.& C.E.O. SBIIMS Pvt. Ltd., Head Office, Raheja Chambers, Free Press Journal Marg, Mumbai. For conciliation along with all details and copies of correspondence exchanged between him and the SBIIMS Pvt. Ltd.

- iii) If the conciliation proceedings are terminated without settlement of the disputes, the contractor shall, within a period of 30 days of termination thereof shall give a notice to the concerned M.D. & C.E.O. of the SBIIMS Pvt. Ltd. for appointment of an arbitrator to adjudicate the notified claims falling which the claims of the contractor shall be deemed to have been considered absolutely barred and waived.
- iv) Except where the decision has become final, binding and conclusive in terms of the contract, all disputes or differences arising out of the notified claims of the contractor as aforesaid and all claims of the SBIIMS Pvt. Ltd shall be referred for adjudication through arbitration by the Sole Arbitrator appointed by the M.D. & C.E.O. and who will be of Deputy General Manager rank. It will also be no objection to any such appointment that the Arbitrator so appointed is a SBIIMS Pvt. Ltd., Officer and that he had to deal with the matters to which the Contract relates in the course of his duties as SBIIMS Pvt. Ltd., Officer. If the arbitrator so appointed is unable or unwilling to act or resigns his appointment or vacates his office due to any reason whatsoever another sole arbitrator shall be appointed in the manner aforesaid by the said M.D. & C.E.O. of the SBIIMS Pvt. Ltd. Such person shall be entitled to proceed with the reference from the stage at which it was let by his predecessor.

Signature of Contractor with Seal



It is a term of this contract that the party invoking arbitration shall give a list of disputes with amounts claimed in respect of each dispute along with the notice for appointment of arbitrator.

It is also a term of this contract that no person other than a person appointed by such Chief General Manager as aforesaid should act as arbitrator.

The conciliation and arbitration shall be conducted in accordance with the provisions of the Arbitration & Conciliation Act 1996 or any or any accordance modification or reenactment thereof and the rules made there under.

It is also a term of the contract that if any fees are payable to the Arbitrator these shall be paid equally by both the parties. However, no fees will be payable to the arbitrator if he is a SBIIMS Pvt. Ltd. Officer.

It is also a term of the contract that the Arbitrator shall be deemed to have entered on the reference on the date he issues notice to both the parties calling them to submit their statement of claims and counter statement of claims. The venue of the arbitration shall be such place as may be fixed by the arbitrator in his sole discretion. The fees, if any of the arbitrators shall, if required to be paid before the award is made and published, be paid half and half by each of the parties. The Cost of the reference and of the award (including the fees, if any of the arbitrator) shall be in the discretion of the arbitrator who may direct to any by whom and in what manner, such costs or any part thereof, shall be paid and fix or settle the amount of costs to be so paid.

37.0 **Water supply**

The contractor shall make his own arrangements for water required for the work and nothing extra will be paid for the same. This will be subject to the following condition.

- i) That the water used by the contractor shall be fit for construction purposes to the satisfaction of the Architect / consultant's.
- ii) The contractor shall make alternative arrangements for the supply of water if the arrangement made by the contractor for procurement of water in the opinion of the Architect / consultant is unsatisfactory.
- iii) In case contractor is permitted to use SBIIMS's source of water i.e. Municipal connection, Bore well (existing or new) etc., the SBIIMS Pvt. Ltd may consider recovering @1% of contract amount from the final bill of contractor.

- 37.1 The contractor shall construct temporary well / tube well in SBIIMS Pvt. Ltd land for taking water for construction purposes only after obtaining permission in writing from the SBIIMS Pvt. Ltd. The contractor has to make his own arrangements for drawing and distributing the water at his own cost. He has to make necessary arrangements. To avoid any accidents or damages caused due to construction and subsequent maintenance of the wells. He has to obtain necessary approvals from local authorities, if required, at his own cost. He shall restore the ground to its original condition after wells are dismantled on completion of work or hand over the well to the SBIIMS Pvt. Ltd. without any compensation as directed by the architect / consultant.

38.0 **Power supply**

Signature of Contractor with Seal



The contractor shall make his own arrangements for power and supply / distribution system for driving plant or machinery for the work and for lighting purpose at his own cost. The cost of running and maintenance of the plants are to be included in his tender prices. He shall pay all fees and charges required, by the power supply and include the same in his tendered rates and hold the owner free from all such costs. He has to obtain necessary approval from the appropriate authorities, if required.

39.0 Treasure trove etc.

Any treasure trove, coin or object antique which may be found on the site shall be the property of SBIIMS Pvt. Ltd. and shall be handed over to the bank immediately.

40.0 Method of measurement

Unless otherwise mentioned in the schedule of quantities or in mode of measurement, the measurement will be on the net quantities or work produced in accordance with up to date rules laid down by the Bureau of Indian Standards. In the event any dispute / disagreement the decision of the Architect / consultant shall be final and binding on the corrector.

41.0 Maintenance of registers

The contractor shall maintain the following registers as per the enclosed perform at site of work and should produce the same for inspection of SBIIMS Pvt. Ltd /Architect / consultant whenever desired by them. The contractor shall also maintain the records / registers as required by the local authorities / Govt. from time to time.

- I) Register for secured advance
- ii) Register for hindrance to work
- iii) Register for running account bill
- iv) Register for labour

42.0 Force Majeure

- 42.1 Neither contractor nor SBIIMS Pvt. Ltd. shall be considered in default in performance of the obligations if such performance is prevented or delayed by events such as but not war, hostilities revolution, riots, civil commotion, strikes, lockout, conflagrations, epidemics, accidents, fire, storms, floods, droughts, earthquakes or ordinances or any act of or for any other cause beyond the reasonable control of the party affected or prevents or delayed. However a notice is required to be given within 30 days from the happening of the event with complete details, to the other party to the contract, if it is not possible to serve a notice, within the shortest possible period without delay.

- 42.2 As soon as the cause of force majeure has been removed the party whose ability perform its obligations has been affected, shall notify the other of such cessation and the actual delay incurred in such affected activity adducing necessary evidence in support thereof.

- 42.3 From the date of occurrence of a case of force majeure obligations of the party affected shall be suspended during the continuance of any inability so caused. With the caused itself and inability resulting there from having been removed, the agreed time completion of the respective obligations under this agreement shall stand extended a period equal to the period of delay occasioned by such events.

Signature of Contractor with Seal



42.4 Should one or both parties be prevented from fulfilling the contractual obligations by state of force majeure lasting to a period of 6 months or more the two parties, shall each other to decide regarding the future execution of this agreement.

43.0 Local laws, Acts Regulations:

The contractor shall strictly adhere to all prevailing labour laws inclusive at contract labour (regulation and abolition act of 1970) and other safety regulations. The contractors should comply with the provision of all labour legislation including the latest requirements of the Acts, laws, any other regulations that are applicable to the execution of the project.

- i) Minimum wages Act 1948 (Amended)
- ii) Payment of wages Act 1936 (Amended)
- iii) Workmen's compensation Act 1923 (Amended)
- iv) Contract labour regulation and abolition act 1970 and central rules 1971 (Amended)
- v) Apprentice act 1961 (amended)
- vi) Industrial employment (standing order) Act 1946 (Amended)
- vii) Personal injuries (Compensation insurance) act 1 963 and any other modifications
- viii) Employees' provident fund and miscellaneous provisions Act 1952 and amendment thereof
- ix) Shop and establishment act
- x) Any other act or enactment relating thereto and rules framed there under from time to time.
- xi) Prevailing Indian Electricity rules & act.

44.0 Accidents

The contractor shall immediately on occurrence of any accident at or about the site or in connection with the execution of the work report such accident to the architect / consultant. The contractor shall also such report immediately to the competent authority whenever such report is required to be lodged by the law and take appropriate actions thereof.

SPECIAL CONDITION OF CONTRACT

Scope of work

1.0 The scope of work is to carry out for the Proposed Interior Works Of Retail Assets Centrallsed Processing Centre, 1st Floor, Ashok Silk Mills Compound, LBS Marg, Ghatkopar , West.

2.0 Address of site

The site is located at 1st Floor, Ashok Silk Mills Compound,LBS Marg, Ghatkopar , West.

3.0 Dimensions and levels

All dimensions and levels shown on the drawings shall be verified by the contractor and the site and he will be held responsible for the accuracy and maintenance of. All the dimensions and the levels. Figured dimensions are in all cases to be accepted and dimension shall be scaled. Large scale details shall take precedence over small

Signature of Contractor with Seal



scale drawings. In case of discrepancy the contractor shall ask for clarification from the Architect / consultant before proceeding with the work.

04 Notice of operation

The contractor shall not carry out any important operation without the Consent in with from the Architect / consultant:

5.0 Construction records

The contractor shall keep and provide to the Architect / consultant full and accurate records of the dimensions and positions of all new work and any other information necessary to prepare complete drawings recording details of the work as construction.

6.0 Safety of adjacent structures and trees

The contractor shall provide and erect to the approval of the Architect / consultant supports as may be required to protect effectively all structures and protective give to trees, which may be endangered by the execution of the works or otherwise such permanent measures as may be required by the Architect to protect the tree structures.

7.0 Temporary works.

Before any temporary works are commenced the contractor shall submit at least in advance to the architect / consultant for approval complete drawings of all temporary works he may require for the execution of the works. The contractor shall carry out the modifications relating to strength, if required by the architect / consultant may require in accordance with the conditions of contract at his own cost The contractor shall be solely responsible for the stability and safety of all temporary works and unfinished works and for the quality of the permanent works resulting from the arrangement eventually adopted for their execution.

8.0 Water power and other facilities

- a) The rate quoted by the contractor shall include all expenses that are required for providing all the water required for the work and the contractor shall make his own arrangements for the supply of good quality water suitable for the construction and good quality drinking water for their workers If necessary the contractor has to sink a tube well / open well and bring water by means of tankers at his own cost for the purpose The SBIIMS Pvt. Ltd. will not be liable to pay any charges in connection with the above
- b) The rate quoted in the tender shall include the expenses for obtaining and maintaining power connections and shall pay for the consumption charges
- c) The contractors for other trades directly appointed by the SBIIMS Pvt. Ltd. shall be entitled to take power and water connections from the temporary water and power supply obtained by the contractor However, the concerned contractor shall make their own arrangements to draw the supply and pay directly the actual consumption charges at mutually agreed rates between them. All municipal charges for drainage and water connection for Construction purposes shall be borne by the contractor and charges payable for permanent connections, if any, shall be initially paid by the contractor and the SBIIMS Pvt. Ltd. will reimburse the amount on production of receipts

Signature of Contractor with Seal



- d) The SBIIMS Pvt. Ltd. as well as the Architect / consultant shall give all possible assistance to the Contractor's to obtain the requisite Permission from the various authorities, but the responsibility for obtaining the same in time shall be of the contractor

9.0 Facilities for contractor's employees

The contractor shall make his own arrangement for the housing and welfare of his staff and workmen including adequate drinking water facilities. The contractor shall also make the arrangements at his own cost for transport where necessary for his staff and workmen to and from site of work at his own cost.

10.0 Lighting of works

The contractor shall at all times provide adequate and approved lighting as required for the proper execution and supervision and inspection of work.

11.0 Firefighting arrangements

- i) The contractor shall provide suitable arrangement for firefighting at his own cost. This purpose he shall provide requisite number of fire extinguishers and adequate number of buckets, some of which are to be always kept filled with sand and some with water these equipment shall be provided at suitable prominent and easily accessible place and shall be properly maintained.
- ii) Any deficiency in the fire safety or unsafe conditions shall be corrected by the contractor at his own cost and, to the approval of the relevant authorities. The contractor make the following arrangements at his own cost but not limited the following:
- a) Proper handling, storage and disposal of combustible materials and waste.
 - b) Work operations which can create fire hazards.
 - c) Access for fire-fighting equipments.
 - d) Type, number and location of containers for the removal of surplus materials and rubbish.
 - e) Type, size, number and location of fire extinguishers or other tire fighting equipment.
 - f) General house keeping

12.0 Site order book

A site order book shall be maintained at site for the purpose of quick communication between the Architect / Consultant. Any communication relating to the work may be conveyed through records in the site order book. Such a communication from one party to the other shall be deemed to have been adequately served in terms of contract Each site order book shall have machine numbered pages in triplicate and shall carefully maintained and preserved by the contractor and shall be made available to the architect / consultant as and when demanded- Any instruction which the architect /consultant may like to issue to the contractor or the contractor may like to bring to the architect / consultant two copies of such instructions shall be taken from the site order book and one copy will be handed over to the party against proper acknowledgment and the second copy will be retained for their record.

13.0 Temporary fencing/ barricading

The contractor shall provide and maintain a suitable temporary fencing / barricading and gates at his cost to adequately enclose all boundaries of the site for the protection of the public and for the proper execution and security of the work and in

Signature of Contractor with Seal



accordance with the requirement of the architect / consultant and regulations of local authorities. These shall be altered, relocated and adopted from time to time as necessary and removed on completion of the work.

14.0 Site meetings

Site meetings will be held to review the progress and quality evaluation. The contractor shall depute a senior representative along with the site representative and other staff of approved sub-contractors and suppliers as required to the site meetings and ensure all follow up actions. Any additional review meetings shall be held if required by the architect / consultant. -

15.0 Disposal of refuse

The contractor shall cart away all debris, refuse etc. arising from the work from the site and deposit the same as directed by the architect / consultant at his own cost. It is the responsibility of the contractor to obtain from the local authorities concerned to the effect that all rubbish arising out of contractor's activities at the construction site or any other off-site activities borrow pits has been properly disposed off.

6.0 Contractor to verify site measurement

The contractor shall check and verify all site measurements whenever requested other specialists contractors or other sub-contractors to enable them to prepare the own shop drawing and pass on the information with sufficient promptness as will in any way delay the works.

17.0 Displaying the name of the work

The contractor shall put up a name board of suitable size as directed by the architect / consultant indicating therein the name of the project and other details as given by the architect / consultant at his own cost and remove the same on completion of work.

18.0 As built drawings

- i) For the drawings issued to the contractor by the Architect / Consultant. The architect Consultant will issue two sets of drawings to the Contractor for the items for some changes have been made. From the approved drawings as instructed by the SBIIMS Pvt. Ltd. / Architect / Consultant. The contractor will make the changes made on these copies and return these copies to the architect / Consultant for their approval. In cases revision is required or the corrections are not properly marked the architect / Consultant will point out the discrepancies to the contractor. The contractor will have to incorporate these corrections and / or attend to discrepancies either on copies as directed by the architect / consultant and resubmit to him for approval. The architect / consultant will return one copy duly approved by him.
- ii) For the drawings prepared by the contractor
The contractor will modify the drawing prepared by him wherever the changes made by the SBIIMS Pvt. Ltd. / architect / consultant. And submit two copies of such modified drawings to the architect / consultant for approval. The architect / consultant will return one copy of the approved drawing to the contractor.

19.0 Approved make

The contractor shall provide all materials from the list of approved makes at his own cost and also appoint the specialized agency for the waterproofing anti-termite, aluminum doors and windows and any other item as specified in the tender. The

Signature of Contractor with Seal



architect/consultant may approve any make / agency within the approved list as given in the tender after inspection of the sample/mock up.

20.0 **Procurement of materials**

The contractor shall make his own arrangements to procure all the required materials for the work .All wastages and losses in weight shall be to the contractors account

21.0 **Excise duty, taxes, levies etc.;**

The contractor shall pay and be responsible for payment of all taxes, duties, levies, royalties, fees, cess or charges in respect of the works including but not limited to sales tax, tax on works contract excise duty, and octroi, payable in respect of materials, equipment plant and other things required for the contract. All of the aforesaid taxes, duties, levies, fees and charges shall be to the contractor's account and the SBIIMS Pvt. Ltd. shall not be required to pay any additional or extra amount on this account. Variation of taxes, duties, fees, levies etc. if any, till completion of work shall be deemed to be included in the quoted rates and no extra amount on this account. Variation of taxes, duties, fees, levies etc. if any, till completion of work shall be deemed to be included in the quoted rates and no extra claim on this account will in any case be entertained. If a new tax or duty or levy or cess or royalty or octroi is imposed under as statutory law during the currency of contract the same shall be borne by the contractor.

22.0 **Acceptance of tender**

The SBIIMS Pvt. Ltd. shall have the right to reject any or all tenders without assigning any reason. They are not to bind to accept the lowest or any tender and the tenderer or tenderers shall have no right to question the acts of the SBIIMS Pvt. Ltd. However adequate transparency would be maintained by the SBIIMS Pvt. Ltd.

23.0 **Photographs:**

- The Contractor shall at his own expense supply to the Architects with duplicate hard copies of large photographs not less than 25 cm. x 20 cm. (10" x 8") of the works, taken from two approved portions of each building, at intervals of not more than one months during the progress of the work or at every important stage of construction.
- In addition to above, the contractor shall be bound to submit adequate no. of site photographs along with their each Running Bill for the project clearing showing major progress of work measured and claimed therein failing which the Architect/ SBIIMS Pvt. Ltd. may consider returning the Bill to the contractor and no claim for delay on this account will be entertained.

SAFETY CODE

1. First aid appliances including adequate supply of sterilized dressing and cotton wool shall be kept in a readily accessible place.

Signature of Contractor with Seal



2. An injured person shall be taken to a public hospital without loss of time, in cases when the injury necessitates hospitalization.
3. Suitable and strong scaffolds should be provided for workmen for all works that cannot safely be done from the ground.
4. No portable single ladder shall be over 8 meters in length. The width between the side rails shall not be less than 30 cm. (clear) and the distance between two adjacent runnings shall not be more than 30 cm. When a ladder is used an extra mazdoor shall be engaged for holding ladder.
5. The excavated material shall not be placed within 1.5 meters of the edge of the trench half of the depth of trench whichever is more. All trenches and excavations shall be provided with necessary fencing and lighting.
6. Every opening in the floor of a building or in a working platform be provided with suitable means to prevent the fall of persons or materials by providing suitable fencing or railing whose minimum height shall be one meter.
7. No floor, roof or other part of the structure shall be so overloaded with debris or material as to render it unsafe.
8. Workers employed on mixing and handling material such as asphalt, cement, mortar, concrete and lime shall be provided with protective footwear and rubber hand gloves.
9. Those engaged in welding works shall be provided with welders' protective eye shield and gloves.
10. (i) No paint containing lead or lead products shall be used except in the form of paste readymade paint.
(ii) Suitable facemasks should be supplied for use by the workers when the paint applied in the form of spray or surface having lead paint dry rubbed and scrapped.
11. Overalls shall be supplied by the contractor to the painters and adequate facilities shall be provided to enable the working painters to wash during cessation of work.
12. Hoisting machines and tackle used in the works including their attachments anchor and supports shall be in perfect condition.
13. The ropes used in hoisting or lowering material or as a means of suspension shall be durable quality and adequate strength and free from defects.

APPENDIX HEREINBEFORE REFERRED TO

- 1) Name of the organization Offering Contract : The M.D.& CEO, SBI Infra Management Solutions Pvt. Ltd. Head Office, Ground Floor Raheja Chambers, Free Press

Signature of Contractor with Seal



Journal Marg, Nariman Point, Mumbai-21.

- 2) Consultants : M/s. KALA AREKHAN
Architect & Interior Designer
101,Vindhychal Co-op Housing Soc.
Plot No. 204,Sector IV, Charkop,
Kandivali (W), Mumbai – 400 067.
Tel No : 2868 2567.
Kala_arekhan@yahoo.com
- 3) Site Address : Retail Assets Centrallsed Processing
Centere,1st Floor,
Ashok Sillk Mills Compound,
LBS Marg, Ghatkopar (West).
- 4) Scope of Work : Proposed Civil & Interior works
Of Retail Assets
Centrallsed Processing
- 5) Name of the Contractor : _____

- 6) Address of the Contractor : _____

- 7) Period of Completion : 3 (Three) months from the dated of
Commencement
- 8) Earnest Money Deposit : **Rs.73,500/- (Seventy Three
Thousand Five Hundred
Pay Order** (Valid for a period of 180
Days

From the last date of submission of the
tender) from any scheduled
Nationalized Bank drawn **in favour of
SBI Infra Management Solutions
Pvt. Ltd. and payable in Mumbai.**
- 9) Retention Money : As per clause no. 11(a) of general
Conditions
- 10) Defects Liability Period : Twelve Months from the date of
Virtual Completion.
- 11) Insurance to be undertaken by the Contractor at his cost : 125% of Contract Value
(Contractor's all risk policy)

Signature of Contractor with Seal



- 12) Liquidated damages : 0.5% of the Contract amount shown in the tender per week subject to max. 5% of the contract value or actual final bill value.
- 13) Value of Interim Bill (Min.) : Rs. 25.00 Lakhs.
- 14) Date of Commencement letter : 15 days from the date of acceptance
is issued to the Contractor/ or the day on which the Contractor is instructed to take possession of the site whichever is earlier.
- 15) Period of Final Measurement : 3 Months from the date of Virtual Completion.
- 16) Initial Security Deposit : 2% of the Accepted Value of the Tender. (Clause No. 22)
- 17) Total Security Deposit : As per clause No. 11 a
- 18) Refund of initial Security Deposit Comprising of EMD and ISD. : 50% of the Security Deposit shall be refunded to the Contractor on completion of the work and balance refunded only after the Defect Liability Period is over.
- 19) Period for Honoring Certificate :
1. One Month for R.A. Bills
2. The final bill will be submitted by the Contractor within one month of the date fixed for completion work and the Bill shall be Certified within 3 months from the date of receipt of final bill provided the bills are submitted with all pre-requisite documents/test reports etc. prescribed in the tender.

 Signature of Tenderer.

Date:

Signature of Contractor with Seal



LETTER OF DECLARATION

To,
The MD & CEO,
Head Office,
SBI Infra Management Solutions Pvt. Ltd.,
Ground Floor, Raheja Chambers,
Free Press Marg, Nariman Point,
Mumbai- 400 021.

Dear Sir,

Proposed Interior, Works Of Retail Assets Centrallised Processing Centre, Ghatkopar (West).

Having examined the terms & conditions, drawings, specifications, design relating to the works specified in the memorandum hereinafter set out and having visited and examined the site of the works specified in the said memorandum and having acquired the requisite information relating thereto and affecting the quotation, I/We hereby offer to execute the works specified in the said memorandum within the time specified in the said memorandum on the item rate basis mentioned in the attached schedule and in accordance in all respect with the specifications, design, drawings and instructions in writing referred to in conditions of Tender, the articles of agreement, conditions of contract and with such conditions so far as they may be applicable.

MEMORANDUM

(a)	Description of work	Proposed Interior Works Of RACPC Office at First Floor, Land Mark Building, Ghatkopar West, Mumbai.
(b)	Earnest Money	Rs.73,500/- (Seventy Three Thousand Five Hundred only) by means of Demand Draft / Pay Order from any scheduled Nationalized Bank drawn in favour of SBI Infra Management Solutions Pvt. Ltd. and payable in Mumbai.
(c)	Time allowed for completion of work from the date of issue of work order.	3 (Two) months from the date of commencement as per tender.

Should this tender be accepted, I/we hereby agree to abide by and fulfill the terms and provisions of the said conditions of Contract annexed hereto so far as they may be applicable or in default thereof to forfeit and pay to SBIIMS PVT.LTD., the amount mentioned in the said conditions.

Signature of Contractor with Seal



I/we have deposited Demand Draft / Banker's Cheque / FDR for a sum of **Rs.73,500/- (Seventy Three Thousand Five Hundred only)** as Earnest money deposit with the SBI Infra Management Solutions Pvt. Ltd. Should I/we do fail to execute the contract when called upon to do so, I/we hereby agree that this sum shall be forfeited by me/us to SBI Infra Management Solutions Pvt. Ltd.

We understand that as per terms of this tender, the SBIIMS Pvt. Ltd. may consider accepting our tender in part or whole or may entrust the work in Phases. We, therefore, undertake that we shall not raise any claim / compensation in the eventuality of Bank deciding to drop any of the Items from the scope of work of this tender at any stage during the contract period. Further, we also undertake to execute the work entrusted to us in phases on our approved rates and within the stipulated time limit without any extra claim for price escalation as provided for in Clause 11.1.7 and 11.1.8 "Instructions to Tenderers" of this tender.

We, hereby, also undertake that, we will not raise any claim for any escalation in the prices of any of the material during the currency of contract/execution/completion period.

Yours faithfully,

Signature of contractor
With Seal

Signature of Contractor with Seal



TABLE - XIII

PROFORMA FOR RUNNING A/C BILL

- i. Name of Contractor / Agency :
- ii. Name of Work :
- iii. Sl.No. of this Bill :
- iv. No. & Date of previous Bill :
- v. Reference to Agreement No. :
- vi. Date of Written order to commence :
- vii. Date of Completion as per Agreement :

S.No.	Item Description	Unit	Rate (Rs.)	As per Tender	
				Quantity	Amount (Rs.)
1	2	3	4	5	

Upto Previous R.A. Bill		Up Date (Gross		Present Bill		Remarks
Quantity	Amount (Rs.)	Quantity	Amount (Rs.)	Quantity	Amount (Rs.)	
6		7		8		9

Signature of Contractor with Seal



- Note: 1. If part rate is allowed for any items, it should be indicated with reasons for allowing such a rate.
2. If ad-hoc payment is made, it should be mentioned specifically.

 Net Value since previous bill

CERTIFICATE

The measurements on the basis of which the above entries for the Running Bill No. _____ were made have been taken jointly on _____ and are recorded at pages _____ to _____ of measurement book No. --- _____.

 Signature and
 date of Contractor

 Signature and
 date of Architects
 Representative (Seal)

 Signature and
 date of Site Engineer

The work recorded in the above mentioned measurements has been done at the site satisfactorily as per tender drawings, conditions and specifications.

 Architect

 Signature and
 date of Site Engineer

Signature of Contractor with Seal



TABLE - XIV

**ACCOUNT OF SECURED ADVANCE, IF ADMISSIBLE ON
MATERIALS HELD AT SITE BY THE CONTRACTOR**

S.No.	Item	Quantity	Unit	Amount	Remarks
1	2	3	4	5	6

Total value of materials at Site.

Secured Advance @ ----- of above value -

B

CERTIFIED:

- (i) That the materials mentioned above have actually been brought by the Contractor to the site of the work and on advance on any quantity of any of this item is outstanding on their security.
- (ii) That the materials (are of imperishable nature) and are all required by the Contractor for use in the work in connection with the items for which rates of finished work have been agreed upon.

Dated Signature of
Site Engineer
Preparing the bill
Rank -----

Date signature of
Banks Architects-----
(Name of the Architects)

Dated Signature of
the Contractor

Signature of Contractor with Seal



TABLE - XV

MEMORANDUM FOR PAYMENT

R/A BILL NO.

1.	Total value of work done since previous bill (A)	Rs. -----
2.	Total amount of secured advance due since Previous Bill (B)	Rs. -----
3.	Total amount due since Previous Bill (C) (A+B)	Rs. -----
4.	PVA on account of declaration in price of Steel, Cement and other materials and labour as detailed in separate statements enclosed.	Rs. -----
5.	Total amount due to the Contractor	Rs. -----

OBJECTIONS:

i)	Secured Advance paid in the previous R/A	Rs. -----
ii)	Retention money on value of works as per accepted tenders upto date amount Rs.	Rs. -----
	Less already recovered	Rs. -----
	Balance to be recovered	Rs. -----
iii)	Mobilization Advance, if any	
(a)	Outstanding amount (principal + interest) as on date	Rs. -----
(b)	To be recovered in this bill	Rs. -----
iii.	Any other Departmental materials cost to be recovered as per contract, if any	Rs. -----
iv.	Any other Departmental service charges to be recovered if any, as per contract (water, power etc.) enclose statement.	Rs. -----

Signature of Contractor with Seal



Total Deduction as per contract (F) Rs. -----

Adjustments, if any ----- Rs. -----
Amount less received by Contractor in
----- R/A Bill (as per statement of
Contractor)

P.V.A. Rs. -----

Total amount payable as per contract Rs. -----
(E+F+G)

(Rupees ----- in
words)

The bill amount to Rs. ----- (both figures and words) has been scrutinized by us after due checking of the measurements of work as required and is recommended for payment.

Date: -----

Signature of Architect
with Seal

The bill amount to Rs. ----- certified by Consultants has been scrutinized by me after due test checking of measurements of works as required and is recommended for payment for an amount of Rs.

Date : -----

Signature of Owners
Engineer

STATUTORY DEDUCTION:

i) Total Amount due (E) Rs. -----

ii) Less I.T. Payable Rs. -----

iii) Less S.T. Payable Rs. -----

Net Payable Rs. -----

This figures given in the Memorandum for payable has been verified and bill passed for payment ----- (in words and figures)

Date: -----

Signature of the M.D. & C.E.O.

Signature of Contractor with Seal



LIST OF APPROVED MATERIAL AND MAKES OF ITEMS
(THE MAKE LISTED BELOW SHOULD BE FIRST APPROVED BY THE BANK BEFORE USE IN CONSTRUCTION)

1.	CEMENT (53 Grade)	:	ULTRATECH, LAFARGE, JAYPEE, DIAMOND, ACC, MODI OR EQUIVALENT
	WHITE CEMENT	:	BIRLA WHITE, JK WHITE
2.	STEEL FOR REINFORCEMENT	:	TESTED STEEL OF RATHI, TATA OR MAGNUM (TMT STEEL)
3.	BRICKS	:	GHOLE BRICKS OF METRIC SYSTEM
4.	WOOD	:	FIRST CLASS C.P. TEAK UNLESS OTHER WISE SPECIFIED.
	SOFT WOOD	:	KAIL WOOD, HOLLOCK
5.	BITUMIN	:	STP OR ANY OTHER I.S.I. MARKED BRAND
6.	ALUMINUM SECTION	:	HINDALCO, INDAL OR JINDAL
7.	EXTERNAL PUTTY	:	BIRLA WALL CARE
8.	EXTERNAL PAINTS	:	ASIAN, BERGER, NEROLAC, SHALIMARICI OR EQUIVALENT
9.	STEEL PRIMER	:	ASIAN, BERGER, SHALIMAR, ICI
10.	SYNTHETIC ENAMEL PAINT	:	APCOLITE, NAROLAC, DULUX, ICI
11.	CEMENT PAINTS FOR EXTERIOR FINISH	:	SNOWCEM PLUS, SUPER INDOCEM, ICI, CEMPLUS
12.	WATER PROOFING COMPOUND	:	CICO, CHOK SEY'S, PIDILITE , ROFF, SUNANDA, CHEMISTIK
13.	BUTT HINGES	:	I.S.I. MARKED HINGES
14.	FACTORY MADE SHUTTERS	:	ARCHID, DURO, SWASTIK, RAMA (FLUSH DOORS)
15.	PVC DOOR SHUTTERS	:	SINTEX, SPLENDOOR, GODREJ OR EQUIVALENT
16.	GALVANISED STEEL SHEETS	:	TATA, JINDAL, HINDALCO OR EQUIVALENT
17.	GALVALUMN SHEETS	:	TRAC, KIRBY, CRIL

Signature of Contractor with Seal



CIVIL & INTERIOR WORK

IFB SAKINAKA BRANCH, RENOVATION

18.	C.I. PIPES AND FITTINGS :	B.I.C., HEPCO, NECO OR EQUIVALENT.
19.	G.I. PIPES :	G.S.I. AMBICA, ZENITH, TATA OR EQUIVALENT
20.	BRASS C.P. FITTINGS :	PLUMBER, L&K, K.B., TECHNO OR EQUIVALENT
21.	GUN METAL VALVES :	LEADER, SANT OR EQUIVALENT
22.	E.W.C., O.W.C., PANS :	HINDUSTAN, PARRYWARE, WASH BASINS, URINALS CERA, PARRYWARE
23.	E.W.C. SEATS :	COMMANDER, PATEL OR EQUIVALENT
24.	FLUSHING SYSTEM :	<u>OVERHEAD C.I. FLUSHING RANK-A-1,</u> JAMCO OR EQUIVALENT <u>LOW DOWN FLUSHING SYSTEM</u> PARRY, HINDUSTAN, SANITARYWARE, CERA
25.	WATER METER :	ANAND, ASAHI, KAYCEL, KAPSTAN OR EQUIVALENT
26.	ASBESTOS CEMENT PIPES AND :	LOCALY AVAILABLE APPROVED MAKE FITTINGS
27.	PIGMENTS :	TATA, SHALIMAR
28.	PVC PIPES :	ASTRAL, SUPREME, PREMIER
29.	CPVC PIPES :	ASTRAL, SUPREME, PREMIER
30.	FIRE FITTING SLUICE & NRV :	KIRLOSKAR / KALPANA
31.	CEMENT BOARDS /PARTICAL BOARDS :	BISON BOARDS, NUWUD
32.	MORTICE LOCK, HANDLE :	GODREJ, DOORSET
33.	DOOR CLOSERS, FLOOR SPRINGS :	EVERITE, DOORKING, HARDWYN
34.	FLOORING TILES :	KAJARIA, SIMPOLO, NAVEEN, SOMANY, JOHNSON, RAK
35.	M.S / BRASS SCREWS :	NATTLE FOLD
36.	MILD STEEL FOR FABRICATION :	TATA, SAIL OR EQUIVALENT
37.	FLUSH DOOR SHUTTERS :	ISI MARK AS PER SAMPLE APPROVED

Signature of Contractor with Seal



LIST OF MATERIALS OF APPROVED BRAND AND THEIR MANUFACTURERS

1	VITRIFIED Tiles	Kajaria/Somany/ H.R. Johnson/ Nitco/Simpolo
2	Ceramic wall Tiles	Kajaria/Somany/ H.R. Johnson/ Nitco/Simpolo,
3	Ceramic floor Tiles (antiskid)	Kajaria/Somany/ H.R. Johnson/ Nitco/Simpolo
4	False Flooring	Unifloor /Flexi Access Floor/Armstrong
5	Wooden Laminated Flooring	Pergo/Tiles/ Xylos / Armstrong/Vista.
6	Aluminum Fittings	Jindal/Hindalco/MAAN
7	Aluminum Extrusion Sections	Jindal/Hindalco/MAAN
8	Commercial Plywood	Century/Green/ Archid / Kit ply/ Anchor
9	Laminates (1.00mm thk.)	Royale touch / Century / Green lam/ Archid
10	Veneer	Century / Durian / Green
11	Drawer Sliding Fittings	Earl Bihari (EBCO) / Godrej/ Hettich/Heffle
12	Floor Spring / Door Closure	Godrej / Hardwyn / Hyper
13	Triple Computer monitor mount/stand arm	Vivo/ Dell/ HP
14	Flush Door	Century/ Anchor/Archid/Kit ply
15	Texturized Interior Paint	Sandtex Matt/ Dulux/ Berger.
16	Readymade Computer Drawer	Ebco/ Hettich/ Blum
17	Paints	Asian/ Nerolac/ Berger/Dulex
a)	Cement paint	Snowcem/ Surfacem/ Durocem.
b)	Synthetic Enamel Paint	Asian/ Nerolac / Berger/ Dulex.
c)	Acrylic Emulsion Paint (Interior and Exterior)	Asian/ Nerolac / Berger / Dulex
18	Glazing	Modi float Glass, Triveni Glass Ltd., Indo Asahi Glass Co. Ltd.
19	Cement	Grade 43/53 of L. & T., A.C.C., Rajashree, Ambuja.
20	Fibre Mineral False Ceiling	Armstrong /Indian Gypsum Board/Gypro.

Signature of Contractor with Seal



21	ACP Panels	Aluco bond/ ALU Décor/ Alstrong/Alstone
22	Acrylic Sheets	Sanmati Acrylics/Acrylic Sheet India/ Acry Plus
23	Vertical/Roller blinds	Vista/MAC/DACK

- NB.
- 1) The contractor should obtain prior approval from Employer / Consultants before placing order for any specific materials. Employer may / delete any of the makes or brands out of the above list.
 - 2). All materials should conform to relevant standards and codes of BIS.
 - 3) Materials with I.S.I. mark shall be used duly approved by the SBIIMS Engineer / Architect.

Note: - If any material is found to be not up to the mark, the contractor will have to produce original bills/certificate from the manufacturer or his authorised Distributor for authenticity and genuineness of the material for consideration and as per make approved by the SBIIMS. The same will not be considered for payment.

Signature of Contractor with Seal



MODE OF MEASUREMENT

1. Unless otherwise stated, all pipes shall be measured net, length as laid and measured overall fittings, such as bends, junctions, etc., and given in running meters. The length shall be taken along the center line of the pipes and fittings.
2. Length of fittings viz, taps, valves, traps etc., which are paid under appropriate items shall not be re-measured under linear measurements as enumerated above.
3. Soil waste and vent pipes shall be measured along the center line of the stack including the connecting bends/tees to W.C. Pan, Nahani trap, etc. and shall be paid as enumerated above.
4. W.C. Pans, Lavatory basins, Sinks, Drain boards, Urinals, Mirrors, Glass shelf Toilet paper Holder, shall be measured by number and shall include all accessories as enumerated in detail specification under each item.
5. Unless otherwise specified, all types of taps, valves, etc., shall be measured by number and paid separately.
6. Manholes, inspection Chambers, Gully traps, etc. shall be constructed according to detail specification and measured by number and paid separately. The depth of Manhole shall mean the vertical distance from the top of the Manhole cover to the outgoing invert of the main drain channel.
7. Water meter shall include Y strainer and other appurtenances required by the local bodies and shall include brick masonry chamber, etc., as per detailed specifications and item shall be measured by number and paid for accordingly or as per schedule of quantity.

---00--

Signature of Contractor with Seal



PREAMBLE TO SCHEDULE OF QUANTITIES

Note: While quoting rates for each item of work, the contractor shall include for the following irrespective whether it has been mentioned or not in the description of the item without any extra claim / payment.

1. All unexposed surfaces of timber (any variety) used shall be treated with necessary coats of wood preservative.
2. All exposed surfaces of timber (any variety) shall also have necessary coat of wood primer / putty and paint / polish as per description in the item.
3. Before making bulk quantities, the contractor shall make each of the item as sample and get it approved in writing from the consultants minor modification if and as suggested by the consultant the same shall have to be incorporated without any extra cost.
4. All exposed edges of ply board shall be fixed with cedar / teak wood lipping.
5. All fabrics / leatherite to be used shall cost Rs. 300/- per meter unless otherwise specified in the item.

Difference in cost for approved sample shall be adjusted accordingly.

6. For furniture item where required whether mentioned or not shall be include providing an fixing of Brass / Power coated handles /knobs multipurpose locks, mini tower bolts ,ball catchers, hinges, screws and sliding rails etc.
7. Back of all storage, cabinets, and consoles shall be in 6mm commercial ply only.
8. Thickness of laminates to be used shall be 1 mm except where specified.
9. Ant termite treatment is to provide for all wood / board /ply used in the storage.

Signature of Contractor with Seal



SECTION – A: MATERIALS

- 1) Material shall be of best approved quality obtaining and they shall comply with the respective Indian Standard Specification.
- 2) Samples of all materials shall be got approved before placing order and the approved sample shall be deposited with the Architect.
- 3) In case of non-availability of materials in metric sizes the nearest size in FPS units shall be provided with prior approval of the Architects for which neither extra will be paid nor shall any rebates be recovered.
- 4) If directed, materials shall be tested in any approved Testing Laboratory and the test certificates in original shall be testing including charges for repeated tests, if ordered, shall be borne by the Contractor.
- 5) It shall be obligatory for the Contractor to furnish certificate, if deemed by the Architects, from manufacturer or the material supplier that the work has been carried out by using their material and as per their recommendations.
- 6) All materials supplied by the Employer / any other Specialist Firms shall be properly stored and the Contractor shall be responsible for its safe custody until they are required on the works and till the completion of the work.
- 7) Unless otherwise shown on the Drawings or mentioned in the “Schedule of Quantities” or special specification, the quality of materials, workmanship, dimensions, etc., shall be as specified as hereunder.
- 8) All equipment and facilities for carrying out field tests on materials shall be provided by the Contractor without any extra cost.

a) **Cement** :

Cement shall comply in every respect with the requirements of the latest publications of IS: 269 and unless otherwise specified ordinary Portland Cement shall be used.

The weight of ordinary Portland Cement shall be taken as 1440 kg. per cu.m. (90 lbs. per C.Ft.). Cement shall be measured by weight and in whole bags, and each undisturbed and sealed 50 kg. bag being considered equivalent to 35 liters (1.2 c.ft.) in volume care should be taken to see that each bag contains full quantity of cement. When part bag is required cement shall be taken by weight or measured in measuring boxes.

No other make of cement but that approved by the Architects will be allowed on works and the source of supply will not be changed without approval of Architect in writing. Test certificates to show that cement is fully complying the specifications shall be submitted to the Architects and notwithstanding this, the Architect may at his discretion, order that the cement brought on site and which he may consider damaged or of doubtful quality for any reason whatsoever, shall be re-tested in an approved testing laboratory and fresh certificates of its soundness shall be produced.

Cement ordered for re-testing shall not be used for any work pending results of re-test.

Cement shall be stored in weather-proof shed with raised wooden plank flooring to prevent deterioration by dampness or intrusion of foreign matter. It shall be stored in

Signature of Contractor with Seal



such a way as to allow the removal and use of cement in chronological order of receipt i.e., first received being used first used. Cement deteriorated and or clotted shall not be used on the work but shall be removed at once from the site. However, allowing use of warehouse set cement shall be determined by the Architects.

b) **Lime** :

Lime shall comply in every respect with the requirements of IS: 712 and shall be made from approved line stone or Kankar and properly burnt. It shall be free from excess of unburnt Kankars or lime stone ashes or other extraneous materials and shall be stored in weather-proof sheds. Lime which has damaged by rain, moisture, or air slacking shall not be used but shall be removed from the site of work forthwith. Lime shall be slacked with fresh water and screened through appropriate screens and stored and used within 14 days provided it is protected from drying out.

Field tests according to IS: 1624 shall be carried out from time to time to determine the quality of lime.

c) **River Sand** :

River sand shall confirm to IS: 383 and relevant portion of IS: 515. It shall pass through pass through a I.S. sieve 4.75 mm. (3/16 B.S.) test sieve, leaving a residue not more than 5%. It shall be from natural source i.e. only river or crushed stone screenings, if allowed, chemically inert clean, sharp, hard durable, well graded and free from dust, pebbles, clay, shale, salt, organic matter, loam, mica or other deleterious matter. The sum percentages of all deleterious substances to acceptable limits. River sand shall not contain any trace of salt and it shall be tested and river sand containing any trace of salt shall be rejected.

The fine aggregate i.e. river sand for concrete shall be graded within limits as specified in IS: 383 and the fineness Modules may range between 2.60 to 3.20.

The fine aggregate shall be stacked carefully on a clean hard dry surface so that it will not get mixed up with deleterious foreign materials. If such a surface is not available a platform of planks or corrugated iron sheets or brick floor or a thin layer of lean concrete shall be prepared.

d) **Fine & Coarse Aggregate** :

Shall consist of crushed or broken stone 95% of which shall be retained on 4.75 mm. IS tests sieve. It shall be obtained on crushing Granite, Quartzite, Trap, Basalt, or similar approved stones from approved quarry and shall confirm to IS:383 and IS 515. Fine & Coarse aggregate shall be chemically inert when mixed with cement and shall be cubical in shape and be free soft, friable, thin, porous, laminated or flaky pieces. It shall be free from dust and any other foreign matter.

Gravel / Shingle of desired grading may be permitted as a substitute in part or full in plain cement concrete if the Architect is otherwise satisfied about the quality of aggregate. For all the R.C.C. works the size of coarse aggregate shall be 20 to 25 mm. and fine aggregate shall be 10 to 15 mm.

Signature of Contractor with Seal



e) **Reinforcement :**

Reinforcement shall be of mild steel tested quality confirming to I.S. : 432-1966 and any other I.S. applicable or deformed bar confirming to IS:1786 and IS:1139 or hard drawn Fe 415 (Tor Steel) steel wire fabric confirming to IS:1566;1967.

All finished bars shall be free from cracks, surface flaws, laminations, jagged and imperfect edges.

f) **Bricks :**

Bricks shall generally comply with IS:1077 except in size which shall be classified as 1st and 2nd class. 1st class bricks shall be the best quality locally available table moduled, well burnt but not over burnt, have plain rectangular faces with parallel sides and sharp right angled edges, have a fine compact and uniform texture. The bricks shall be free from cracks, chips, flaws, stones or subsequent to soaking in water. It shall emit a clear ringing sound on being struck and shall not absorb water more than 20% by weight. Common building bricks shall have a compressive strength of 35 kg. / sqm unless otherwise specified for first class bricks.

g) **Neeru :**

Shall be made of Class "C" Lime (i.e. pre fat lime) as mentioned in IS: 712. It shall be slaked with fresh water then sifted and reduced to a thick paste by grinding in a mill. Neeru thus prepared shall be kept moist until used and no more than that can be consumed in 15 days shall be prepared at time.

h) **Surkhi :**

Shall be made by grinding well burnt bricks, brick bats, burnt clay balls, etc., the brick etc., to be used shall be prepared from selected clay. The quality shall confirm to IS:1344.

Bricks bats, etc., shall be ground in mechanical disintegrator to a fine powder passing through IS Sieve No. 9 (2.36 mm.) with a residue not exceeding 10% by weight.

Surkhi for lime surkhi plaster shall be ground to fine powder in a mortar mill to pass through IS Sieve 150 micron (No. 100)

Surkhi shall be stored in a weather-proof shed on a brick paved platform.

i) **Water :**

Water for mixing cement / lime / surkhi mortar or concrete shall not be salty or brackish and shall be clean, reasonably clear and free from objectionable quantities of silt and traces of oil, acid and injurious alkali, salts, organic matter and other deleterious materials which will either weaken the mortar or concrete or cause efflorescence or attack the steel in reinforced cement concrete. Water shall be obtained from sources approved by the Architect. Potable water is generally considered satisfactory for mixing and curing concrete, mortar masonry, etc., where water other than main source is used

Signature of Contractor with Seal



this shall be tested in an approved testing laboratory to establish its suitability. All charges connected therewith shall be borne by the Contractor.

j) **Timber** :

Timber shall be well seasoned and of the best quality Indian Teak of specified species viz., Dandeli, Balarshah, Melabar, C.P.

Timber shall be considered as well seasoned, if its moistures content does not exceed the following limits.

a) Timber for frames	14%
b) Timber for planking, shutters, etc.	12%

The moisture content of timber shall be determined according to method described in paragraphs 4 of IS:287 for Maximum permissible moisture content of timber used for different purpose in different climatic zones.

In measuring cross-sectional dimensions of the frame pieces tolerance upto 1.5 mm. shall be allowed for each planed surface.

k) **Superior quality Indian Teak Wood** :

Superior quality Indian Teakwood means Dandeli, Balarshah, and Malabar Teak. It shall be of good quality and well seasoned. It shall have uniform colour, reasonably straight grains, and shall be free from large. Loose, dead knots, cracks, shakes, warp, twists, bends, borer holes, sap-wood or defects of any kind. No individual hard and should knot shall be more than 1 cm. in diameter and aggregate areas of all knots shall not exceed ½% of area of the piece. There shall not be less than 6 growth rings per 2.5 cm. width.

l) **1st Class Indian Teakwood** :

1st Class Indian Teakwood means C.P. and Bulsar teak of good quality and well seasoned. It shall have uniform colour, reasonably straight grains and shall be free from large. Loose dead knots, cracks, shakes, warp, twists, bends, sap-wood or defects of any kind. No individual hard and should knot shall be more than 2.5 cm. in diameter and aggregate areas of all the knots exceed 1% areas of the piece. There shall not be less than 5 growth tings per 2.5 cm. width.

m) **2nd Class Indian Teakwood** :

Shall be similar to first class Indian teak wood except that knot upto 4 cm. diameter and aggregate area of all knots upto 1 ½% of the area of the piece shall be allowed. There shall not be sapwood upto 15% is allowed.

n) **Flush Doors** :

All flush doors shall be solid core exterior grade unless otherwise specified and it shall generally confirm to IS:2202 and shall be fabricated as described under specification.

o) **Steel Windows and Doors** :

Signature of Contractor with Seal



Steel windows and doors shall be fabricated of steel sections conforming to IS:226. They shall conform to IS 1038. Unless otherwise specified the details of construction etc., shall be as described under specification.

p) **Floor Tiles :**

Designer pre-cast concrete tiles and interlocking paver block, plain cement tiles, chequered tiles, mosaic tiles terrazzo tile shall conform to IS:1237. For neutral shade tiles grey cement shall be used. Tiles shall be compacted by mechanical vibration and hydraulically pressed. It shall be of choice shade and shall have desired pattern of chip distribution. The sizes of chips to cement in terrazzo or mosaic floor shall be as specified in IS:1237. The size and thickness of tiles shall be as approved by the Architect.

q) **Ceramic / Vitrified Tiles :**

White or coloured glazed tiles shall comply with IS:777 or relevant or latest I.S. code. It shall be from an approved manufacturer and shall be flat and true to shape. They shall be free cracks, crazing, spots, chipped edges and corners. The glazing and colour shall be uniform shade and unless otherwise specified the tiles shall be 6 mm. thick.

r) **Marbles :**

Marble slabs for flooring, dado veneering etc., shall be of kind specified in the item such as white or pink, Makrana, Chittor black, Bhanslana black, Jaisalmer yellow, Baroda green, Patiala (Pepsu) grey, etc., Marble from which slabs are made shall be selected quality, hard, sound dense and homogenous in texture and free from cracks, weathering, decay and flaws. Before starting the work the contractor shall get the sample of Marble slabs approved by the Architect.

The slabs shall be machine cut and machine polished.

s) **Kotah / Shahbad / Cudappa / Granite :**

Shall be of selected quality, hard, sound, dense, and of homogenous texture, free from cracks decay, weathering and flaws. Stone slabs shall be of uniform colour as approved by the Architect. They shall be machine cut and machine polished where specified and shall confirm to the required size. Thickness shall be specified in the respective items.

t) **Glazing :**

Glass used for glazing shall be float glass of best quality, free from flaws, specks bubbles and shall be 2.9 mm. thick upto 0.60 x 0.60 mm. size and for larger size it shall be 4 mm. thick unless otherwise specified in the Schedule of Quantities.

The following type of glasses shall be used:-

- | | | |
|-----------------------|----|--|
| 1) For OfficeBuilding | .. | Clear glass or as specified in the Schedule of Quantities. |
| 2) Office (toilets) | | Clear or frosted |

Signature of Contractor with Seal



3) Partitions

Frosted

u) **Asbestos Roofing & rain Water Pipes :**

All Asbestos pipes and fittings shall comply with IS:459 and shall be free from cracks, chipped edges of corners and other damages.

v) **MPI. Sheets :**

MPI. Sheets shall be of a gauge specified in the description of the item and shall conform to the IS:277. The sheets shall be free from cracks, spilt edges, twists, surface flaws, etc. They shall be clean bright and smooth. Galvanising shall be uninjured and the perfect condition. The sheet shall show no sign of rust or white powdery deposits on the surface. The corrugations shall be uniform in depth and pitch and parallel.

w) **Paints :**

Lime for lime wash, dry distemper, oil bound distemper cement primer, oil paint, enamel paint, flat oil paint, plastic emulsion paint, anti-corrosive primer, red lead, water-proof cement paint and exterior grade Acrylic Emulsion paint, cement paint, sand-tex matt shall be from an approved manufacturer and shall conform to the latest Indian Standard for various paints. Ready mixed paints as received from the manufacturer without any admixture shall be used, except for addition of thinner, if recommended by the manufacturer.

x) **Mortar :**

Lime Surkhi Mortar :

Lime and surkhi shall conform to the specifications. It shall be composed of approved lime and surkhi in proportion of 1 lime to 2 surkhi mixed thoroughly. The ingredients shall be accurately gauged by measure and shall be well and evenly mixed together on a platform and water added to make it homogenous. When large quantities are required the mortar shall be mixed in a mechanical grinder.

Cement Mortar :

Cement mortar shall be of proportions specified for each type of work in the schedule. It shall be composed of Portland Cement and sand. The ingredients shall be accurately gauged by measure and shall well and evenly mixed together in a mechanical pan mixer, care being taken not to add more water than is required. No mortar that has begun to set shall be used. River sand shall be used unless otherwise specified.

Signature of Contractor with Seal



If hand mixing is allowed, then it shall be done on pucca water-proof platform. The gauged materials shall be put on the platform and mixed dry. Water will then be added and the whole mixed again until it is homogenous and of uniform colour. Not more than one bag of cement shall be mixed at one time and which can be consumed within half an hour of its mixing.

Composite lime, cement, sand mortar :

The mortar shall be of proportions specified for each type of work in the schedule of quantities. It shall comprise of Portland cement, lime and sand. Lime shall be measured in gauge boxes similar to one used for measuring cement and sand to the proportion specified and sufficient water then added to it to form a thick slurry thus obtained shall then be added to dry cement and sand mixture and thoroughly mixed to make a workable homogenous mortar of uniform colour by adding more water if necessary. Mechanical mixers shall generally be used for mixing such mortars. If hand mixing is allowed it shall be done on pucca platform.

SECTION – B: MODE OF MEASUREMENTS

The method of measurement for various items in the tender shall be generally in accordance with the IS: 1200 subject to the items for which the mode of measurements are not given under or elsewhere in the tender.

1) **Reinforcement:**

Shall be measured in lengths of bars as actually placed in position on standard weight basis; no allowance being made in the weight for rolling margin, Wastage and binding wire shall not be measured, authorised overlaps and spacers shall only be measured.

Standard weight for steel reinforcement bars

Diameter of the steel bars in mm.	6	8	10	12	16	20	25	32
Weight of steel bars in kg per Rmt.	0.22	0.39	0.62	0.89	1.58	2.47	3.85	6.31

2) **Brick Work :**

Except walls of half-brick thickness or less, all brick work shall be measured in cubic meters.

Thickness of Wall:

Brick walls upto and including three bricks in thickness shall be measured in multiples of half-brick which shall be deemed to be inclusive of the mortar joints. Where fractions on half-bricks occur due to architectural or other reasons, the measurement shall be taken half-bricks.

Signature of Contractor with Seal



For walling, which is more than three bricks in thickness, the actual thickness of the wall be measured to the nearest centimeter.

Honey-combed brick walling shall be given in square meters stating the thickness of wall and the pattern of honey-combing. Honey comb openings shall not be deducted.

Deductions:

No deductions or additions shall be made on any account for

- a) Ends of dissimilar materials (i.e. joists, beams, lintels, lofts, grinders, rafters, purlins, trusses, corbels, steps, etc.) upto 500 square centimeters in section.
- b) Opening upto 0.1 sq. in section.
- c) Wall plates, bed plates and bearing of slabs, chajjas and the like where the thickness does not exceed 10 cm. and the bearing does not extend over the full width of the wall.

3) **Wood Work:**

All work shall be measured net as fixed. No extra measurement will be given for shape, joints, splayed meeting styles of doors and windows and shall be measured in unit of square meters.

Area over the face inclusive of exposed frame thickness (excluding width of cover mould) shall be measured in case of door, windows and ventilators when frames are included in the item. Portions embedded in masonry or flooring shall not be measured. Where frames are measured separately mode of measurement shall be as per C.P.W.D. practice or IS:1200.

4) **Steel doors, windows, ventilators, louvers:**

Clear area over one face inclusive of exposed frame shall be measured. Holdfasts or portions embedded in masonry or flooring shall be measured.

5) **Steel rolling shutters and rolling grilles:**

Clear width between side jambs and clear height between floor and bottom of lintel / beam shall be measured. Hood shall not be measured separately. The rate should be inclusive of the cost of hood.

6) **Flooring, Skirting, Dado:**

Flooring shall be measured from skirting to skirting and where the wall surface are plastered or provided with Dado, it shall be measured from plaster to plaster or dado to dado.

7) **Plastering and Pointing:**

All plastering and pointing shall be measured in square meters unless otherwise described.

Signature of Contractor with Seal



Net are of surface plastered shall be measured. No deductions will be made for ends of joints, beams, posts, etc., and opening not exceeding 0.5 sq.m. each and no additions shall be made neither for reveals, jambs, soffits, sills, etc. of these openings nor for finishing the plaster around openings, ends, of joists, beam and posts, etc.

Full deductions will be made for door, window and ventilator from each side with adding jambs for door, window and ventilator.

8) **Painting, White washing, colour washing and distempering:**

All painting work shall be measured in square meters.

Net are of surface painted shall be measured. No deductions will be made for unpainted surfaces of ends of joists, beams, posts etc., and opening not exceeding 0.5 sq.m. each and no additions shall be made for reveals, jambs, soffits, sills, etc., of these openings.

Full deductions will be made for door, window and ventilator from each side with adding jambs for door, window and ventilator.

No coefficient will be considered for painting over sponge finished or sandfaced plaster.

The following multiplying factors for obtaining equivalent areas shall be adopted.

No.	Description of works	How measured	Multiplying Factor
a)	Wood paneled framed ledged, braces and battened.	Measured flat (not girthed) including frame, edges, chawkats, cleats, etc., shall be deemed to be included in the item.	1 1/8 (for each side).
b)	Wood flush part paneled and part.	-- do -- glazed or gauzed.	1 (for each side).
c)	Fully glazed or gauzed or glazed louvered ventilators / window / door.	-- do --	1/4 (for each side).
d)	Fully venetioned of louvered (not with glazing).	-- do --	1 1/2 (for each side).
e)	Weather boarding.	Measured flat (not grithed supporting frame work shall not be measured separately).	1 1/8 (for each side).
f)	Trellis (or Jaffri) work one way or two way.	Measured flat overall, no deduction shall be made for opening (supporting members shall not be measured separately)	1 (for each side).
g)	Guard bars, balustrades, gratings, grille railings, grille partitions, etc.	--- do ---	1 (for painting all over).
h)	M.S. gates & open palisades fencing, door including standards, braces, rails, stays, etc.	See not below	1 (for painting over all).

Signature of Contractor with Seal



i)	Steel rolling / alligator type shutters.	Measured flat over jambs, guides, bottoms, rails and locking arrangement etc. shall be deemed to be included in the item.	1 ¼ (for each side).
j)	Carved or enriched work.	Measured flat.	2 (for each side).
k)	Fully glazed or gauzed steel windows or partitions.	Measured flat.	1 ¼ (for all over).

Note :

The height shall be taken from the bottom of the lowest rail, if the palisades do not go below it (or from the lower end of the palisades, if they project below the lowest rail) upto the top of the palisades, but not upto the top of the standards, if they are higher than the palisades. Similarly for the gates, depth of roller shall not be considered while measuring the height.

Area painted over sand cement plaster, sponge finished / sand faced plaster / rough cast plaster area painted without considering any coefficient for painting over sand faced plaster

PLAIN & REINFORCED CEMENT CONCRETE

A) VOLUMETRIC BASIS:-

General : Except where they are varied by the requirements of this specification due provision of Indian Standard Specification IS-456-1964 for plain and reinforced concrete and IS-432 part I and II for Mild and Medium Tensile steel Bars and hard drawn steel wire for concrete reinforcement and any other relevant ISS applicable together with the latest amendments shall be held to be incorporated this specifications. It shall be intent of these specifications to ensure that all concrete placed at various location of the job should be durable, strong enough to carry design, loads, it should wear well and practically be impervious to water. It should be free from such defects as shrinkage, cracking and honey-combing.

Proportioning the Mix :

In ordinary concrete, excluding controlled concrete, proportions of cement to fine and coarse aggregate shall be as specified in the respective items and shall be accurately measured as in table "A" below. These proportions are based on assumption that the aggregates are dry. If aggregates are moist allowance shall be made for bulking in accordance with IS:2386/-. Allowance shall also be made for surface water present in aggregate when computing water contents. Surface water present shall be determined by one of the field methods described in IS:2386/- (Part III). In the absence of exact data, the amount of surface water may estimated by the value given in table "B" below (Table "A" and "B" please see on page nos.124 & 125).

Mixing :

Concrete of 1:2:4 or richer mix shall be mixed in an approved mechanical mixer. The mixer and mixing platform shall be suitably protected from wind and rain. Aggregates shall be

Signature of Contractor with Seal



accurately measured out in boxes and mixed dry along with cement, water shall be then added in measured quantity and mixing shall be continued until there is a uniform distribution of the materials and the mass is uniform in colour and in consistency but in no case shall the mixing be done for less than 2 minutes.

When hand mixing is permitted with the approval of the Architect it shall be carried out on water-tight mixing platform and care shall be taken to ensure that mixing is continued until mass is uniform in colour and consistency.

Consistency :

Quantity of water for making reinforced concrete shall be sufficient so as to ensure that concrete shall surround and properly grip all the reinforcement. The best consistency shall be that, which will flow sluggishly without flattening out and without separation of

coarse aggregates from the mortar. The degree of plasticity shall depend on the nature of work and atmospheric temperature and whether the concrete is vibrated or hand compacted. The slumps shown in table "C" obtained by standard slump test carried out in accordance with the procedure laid down in IS:119-1959 shall be adopted for different types of work.

Admixtures :

The usage of admixtures are allowed only if approved by the structural consultant and his decision in this regard shall be final.

Transportation:

Concrete shall be conveyed from the place of mixing to the place of final deposit as rapidly as practicable by methods which will prevent segregation or loss of any of the ingredients. If segregation does occur during transport, the concrete shall remix before being placed. In no case, more than 30 minutes shall elapse between mixing the consolidation in its position.

Placing and Compacting :

Concrete shall be placed in layers of suitable thickness or in strips and compacted before initial setting commences and should not be subsequently disturbed. Method of placing shall be such as to preclude segregation and as far as practicable the placing shall be continuous. Special care shall be taken in accordance with IS:456 while laying concrete under extreme weather.

Concrete shall be thoroughly compacted during the operation of placing and thoroughly working around the reinforcement, embedded fixtures and spaded against corners of the form work and by punning, rodding, mechanically vibrating or by any other approved means. In addition form work shall be tapped lightly by using wooden mallet at the pouring head. The number and type of vibrator to be used shall be subject to the approval of the Architects and in general immersion type vibrators shall be used. External vibrators shall also be used whenever directed.

Signature of Contractor with Seal



The intensity and duration (of vibration shall be sufficient to cause complete settlement and compaction without any stratification of successive layers or separation of ingredients or formation of laitance. Vibrator shall be inserted vertically in the concrete at points not more than 45 cm. apart and withdrawn very slowly when air bubbles no longer come on the surface. Over vibration or vibration of very wet mixes is harmful and should be avoided. Care shall be taken to utilize the vibrator only to compact the concrete and not to spread it, sufficient number of reserve vibrator in good working condition shall be kept on hand at all times, so as to ensure that there is no slackening or interruption in compacting.

Construction Joints :

Concreting shall be carried out end to end continuously as far as possible and when construction joints are totally unavoidable, it shall be located in a predetermined position approved by the Architect. The joints shall be kept at places where the shear force is the minimum and these shall be straight and at right angles to the direction of main reinforcement. When the work has to be resumed, on a surface which has hardened, such surface shall be roughened. It shall be swept clean, thoroughly wetted and covered with a 13 mm. layer of mortar composed of cement and sand in the same ratio as the cement concrete mix. This 13 mm. layer of mortar shall be freshly mixed and placed immediately before the placing of the concrete.

Where the concrete has not fully hardened, all laitance shall be removed by scrubbing the wet surface with wire or bristle brushes, care being taken to avoid dislodgment of particles of aggregate. The surface shall then be coated with neat cement grout. In horizontal joints the first layer of concrete to be placed on this surface shall not exceed 15 cm. thickness and shall be well rammed against old work, particular attention being paid to corners.

Expansion Joint:

Expansion joint shall be provided where required as shown on the drawings or as directed by the Architect / Consultant. The joints shall be filled by the approved quality filler.

Curing :

Concrete shall be carefully protected during first stage of hardening from harmful effects of excessive heat, drying winds, rain or running water. It shall be covered with a layer of sacking, sand canvas, hessian, or similar absorbent materials and kept constantly, wet for ten days from the date of placing of concrete. Alternatively, the concrete being thoroughly wetted and covered by layer of approved water-proof material which should be kept in contact with it for seven days.

Form Work :

The form work shall conform to the shape, lines and dimensions as shown on the plans and be so constructed as to remain sufficiently rigid during the placing and compacting of the concrete and shall be sufficiently watertight to prevent loss of cement slurry from the concrete. Form work or centering shall be constructed of steel or timber and adequately designed to support the full weight of wet concrete without deflection and retain its form during laying, ramming and setting of concrete. Timber used shall be properly seasoned so as to prevent deformation when wetted.

All props shall be straight and of full height and no joints shall be allowed. Props shall be braced with thin bamboos or wooden battens and where additional staging is necessary,

Signature of Contractor with Seal



extra care shall be taken to use bigger diameters props with bracing at 4 or 5 levels. All props shall be supported on sole plates and double wedges. At the time of removing props these wedges shall be gently eased and not knocked out.

All rubbish, chippings, shavings and saw dust shall be removed from the interior of the forms before the concrete is placed and the form work in contact with the concrete shall be cleaned and thoroughly wetter or treated with non-staining mineral oil or any other approved materials is kept out of contact with the reinforcement.

All form work shall be removed without shock or vibration and shall be eased off carefully in order to allow the structure to take up its load gradually. Forms shall not be disturbed until concrete has adequately hardened to take up superimposed load coming on it and in no circumstances shall forms be struck until the concrete may be subjected at the time of striking.

In the normal circumstances (generally where temperatures are above 21 degrees centigrade) and where ordinary cement is used, forms may be struck after expiry of following periods :

- | | |
|--|--|
| a) Walls, Columns and Vertical sides of beam} | 48 hours as may be directly by the Architect |
| b) Bottom of slab upto 4.5 m. span. | 7 days. |
| c) Bottom of slab upto 4.5 m. span.
bottom of beam and arch rib upto 6 m. span. | 14 days. |
| d) Bottom of beams and arch rib over 6 m. span. | 21 days. |

However, this period may be increased or decreased at the discretion of Architects. Special care shall be taken while striking the centering of cantilevered slab canopies, portal frames, folded plate construction and period of striking centering shall be as determined by the Architect.

If directed, form shall be given an upward camber to ensure that the beams do not have any sag. Surface that becomes exposed on removal of forms shall be carefully examined and any fins, burrs, projections etc., that are detected shall be removed. Any honeycombing of minor nature shall be finished neatly with cement mortar 1:2.

Any work showing signs of damage through premature or careless removal of centering or shuttering, shall be reconstructed by the contractor at his own cost.

Strength :

Concrete mixed in the proportion desired shall have compressive strength after placing, not less than the following :

No	Concrete Mix.	Minimum compressive strength @ 7 days	Minimum compressive strength @ 28 days
1	1:1:2	160 Kg. / Sq.m. (2250 Lbs. / Sq. inch).	250 Kg. / Sq.m. (3500 Lbs. / Sq. inch).
2	1:1 1/2:3	132 Kg. / Sq.m. (1875 Lbs. / Sq. inch).	200 Kg. / Sq.m. (2850 Lbs. / Sq. inch).
3	1:2:4	106 Kg. / Sq.m.	150 Kg. / Sq.m.

Signature of Contractor with Seal



		(1500 Lbs. / Sq. inch).	(2250 Lbs. / Sq. inch).
--	--	-------------------------	-------------------------

Tests : Tests on concrete shall be carried out in accordance with IS-456/- and any other is applicable. The frequency of work test shall be at such intervals as ordered by the Architect and subject to that every 150 cu.m. of concrete placed or part thereof and for a day's concrete exceeding 30 cu.m. a batch of 6 cubes shall be made for every sample and 3 of them tested after 7 days and the remaining 3 cubes shall be tested after 28 days. The criteria for acceptance of a concrete as confirming to a specified proportion / grade of concrete shall be in accordance with IS:456 and the Contractor shall entirely re-do the rejected work at his own cost. Strength of 28 days shall alone be considered for acceptance.

The Contractor shall arrange to carry out the tests in accordance with the relevant Indian Standards Specifications in an approved laboratory and the test reports in original be submitted to Architect. The entire cost of testing shall be borne by the Contractor.

Steel Reinforcement :

Reinforcement shall be accurately fabricated, placed and adequately maintained in position as shown on the drawings or as directed by the Architect. All finished bars shall be free from cracks, surface flaws, laminations, jagged and imperfect edges. Cement mortar blocks shall be used to give requisite cover as shown be firmly tied with binding wire of 16 to 18 gauge. Reinforcement shall be bent in accordance with the procedure stipulated in IS:2502-1963 and will not be straightened in a manner which will injure the material.

All reinforcement shall immediately before placing in concrete be thoroughly cleaned of loose mill scale, loose rust, oil and grease or other deleterious matter that would destroy or reduce bond.

Reinforcement in reinforced concrete members shall not be connected by welding or coupling except in accordance with relevant ISS and with the previous approval of the

Architect. Overlaps and joints shall be staggered and located at points, along the spans where neither shear nor bending moment is maximum.

Cover :

Reinforcement shall have cover as shown on the R.C.C. drawings and where not specified the thickness of cover shall be as follows. Cement mortar blocks in C.M. 1:1 shall be used for making cover blocks.

- At each end of reinforcing bar not less than 25 mm. not less than twice the diameter of such rod or bar.
- For a longitudinal reinforcing bar in a column not less than the diameter of such rod or bar. In the case of columns of minimum of 20 mm. or under whose reinforcing bars do not exceed 13 mm. the cover of 25 mm. may be used.
- For longitudinal reinforcing bar in a column not less than 25 mm. not less than diameter of such rod or bar.
- For tensile, compressive, shear or other reinforcement in a slab not less than 13 mm. nor less than diameter of such reinforcement, and
- For any other reinforcement not less than 13 mm. not less than the diameter of such reinforcement.

BRICK AND STONE MASONRY

General :

Signature of Contractor with Seal



All brick work should be carried out as shown on the drawings with setbacks, projections, cuttings, toothings, etc. Wherever the proportion of cement mortar has not been specifically mentioned, cement mortar in the proportion of 1:6 shall be used. Flat bricks arches shall be provided wherever required without any extra cost. Brick work shall be kept wet while in progress, till mortar has properly set. On holidays or when work is topped, top of all unfinished masonry shall be kept wet. Should the mortar become dry, white or powdery, for want of curing work shall be pulled down and rebuilt at the Contractor's expenses.

Brick Work 1stClass :

Bricks shall be thoroughly cleaned, well wetted and soaked for atleast twelve hours in fresh water before being used on the work. Bricks shall be of locally, available best quality.

English bond shall be used throughout in walling. A good bond shall be maintained throughout the work, both laterally and transversely. In walling, the courses shall be kept perfectly horizontal and in plumb with the frogs facing upwards. Vertical joints shall not exceed 10 mm. thickness and shall be full of mortar. No broken bricks shall be used except as closers. After day's work all joints shall be raked to 12 mm. depth to provide for proper key to plastering.

Mortar used shall be as specified in respective items and every third course of brick work shall be flushed with mortar grout.

Whole of the masonry work shall be brought up at one uniform level throughout the structure; but where breaks are unavoidable, joints shall be made in good long steps. All junctions of walls and cross walls shall be carefully bounded into the main walls. The rate of laying masonry may be upto a height of 60 cm. per day if cement mortar is used and 45 cm. per day if lime mortar is used. Greater heights may be built only if permitted by the Architect.

During rains, the work shall be carefully covered to prevent mortar from being washed away. Should any mortar or cement be washed away, the works shall be removed and rebuilt at the Contractor's expenses.

Bricks Work 2ndClass :

Shall be similar to 1st class brick work except that 2nd class bricks shall be used and joints shall be 10 mm. to 12 mm. thick.

Half Brick Masonry :

Shall be set in cement mortar as specified. Hoop iron bands of 2.5 cm. x 0.16 (1" x 1/16") shall be embedded in every fourth course with thick mortar band or 2 Nos. 6 mm. (1/4") dia. bars shall be used in every sixth course otherwise as specified under item.

WOOD WORK

Timber used shall conform to specifications described under Materials, Doors, Windows, Ventilators, walls, Paneling, False Ceiling, etc., shall be in accordance with Architect's drawing in every detail and all joiner's work shall be accurately set out, framed and finished in a proper workman-like manner, frames of doors, windows and ventilators etc. and shutter styles and rails shall be best solid teak of quality specified in the schedule of quantities. The scantlings shall be accurately planed smooth, rebates, rounding and mouldings shall be made as shown on the drawings, patching or plugging of any kind shall not be allowed.

Signature of Contractor with Seal



Joints shall be simple, neat and strong. Framed joints shall be coated with suitable adhesive like glue or synthetic resin before the frames are put together. All mortice and tenon joints shall be fit and fully and accurately without wedging on filling. The joints shall be pinned with hard wood or bamboo pins of 10 mm. to 12 mm. dia. or rust resisting star shaped metal pins 8 mm. after the frames are put together and pressed in position by means of press. The frames are put together and pressed in progress of work by suitable boxing. All portions of timber abutting against or embedded in masonry or concrete shall be treated against termites by giving a coat of any approved wood preservative.

Unless otherwise specified all doors frames shall have six M.S. flat holdfasts and window frames shall have four holdfasts shall be provided to the ventilators, if directed. Size of holdfasts shall be 30 mm. x 40 mm. x 6 mm. M.S. flat bent to shape worth fish tail end and it shall be fixed to frame with sufficient number of screws as directed. When door / window frames are to be fixed to R.C.C. column or R.C.C. wall, holdfasts shall be substituted by suitable arrangements such as coach crews, rawl bolts etc., to secure frames to R.C.C. column or R.C.C. wall as directed by the Architect.

Frames and shutter shall not be painted or erected before being approved by Architect.

Paneled Shutter :

Panels shall be of pattern and size as shown on the drawings or as directed by Architect. Solid teak wood panels shall be in one piece wherever possible. Where two or more pieces are permitted, they shall be of equal width. Panels shall be framed into grooves made in styles and rails to the full depth of groove and faces shall be closely fitted to sides of groove.

Where panels specified are block board, it shall be solid core with teak internal lipping and of approved make.

Partly paneled and partly glazed shutter shall be similar to paneled shutters except that such parts as are directed shall be glazed with plain or ground glass as specified. Styles and rails shall be rebated 12 mm. to receive glass. Sash bars shall be moulded and rebated and mitered on sides to receive the glass which shall be fixed with putty and beads.

Hardware Fittings :

Unless otherwise specified all hardware fittings and fixtures shall be supplied by the employer free of charge. However, the cost of fixing fittings shall be included in the rate quoted. The fixing shall be done in the best workman-like manner in accordance with the manufactures specifications. The Contractor shall be held responsible for working of all moving parts dependent on proper fixing. He will also be responsible for any breakage due to negligence during fixing or lack of protection before the building is handed over. The Contractor shall also take delivery of all hardware fittings etc., as and when supplied and arrange for safe storage etc.

Hardware required for fixing false ceiling, wall paneling etc., shall be arranged by the Contractor at his cost. Apart from the hardware fittings required for the joinery items, the Contractor shall have to fix all other items of hardware fittings to be supplied by the employer viz. coat / picture hooks, numerals, letters to denote buildings, hanging rods etc., as directed by the Architects.

Painting and polishing of wood work shall be as per specifications under respective heads.

Flush Doors :

Signature of Contractor with Seal



All flush doors shall be solid core unless otherwise specified. It shall conform to the relevant specifications of I.S. 2202 and shall be obtained from approved manufactures. The finished thickness of the shutter shall be mentioned in the items. Face veneers shall be of the pattern and colour approved by the Architect and an approved sample shall be deposited with the Architect for reference.

The solid core shall be wood laminae prepared from battens of well seasoned and treated good quality wood having straight grains. The battens shall be of uniform size of about 2.5 cm. width. These shall be properly glued and machine pressed together, with grains of each piece reversed from that of adjoining one. The longitudinal joints of the battens shall be staggered and no piece shall be less than 50 cm. in length. Alternatively, the core shall be of solid teak particle board. Edges of the core shall be lipped internally with 1st Class teak wood battens of 4 cm. (1.5") minimum depth, glued and machine pressed along with the core.

The core surface shall then have two or three veneers firmly glued on each face. The first veneer (called cross band) shall be laid with its grains at right angles to those of the core and the second and the third veneers with their grains parallel to those of the core. The under veneers shall be of good quality, durable and well seasoned wood. The face veneers shall be of minimum 1 mm. thickness and of well matched and seasoned 1st class teak, laid along with grains of the core battens. The combined thickness of all the veneers on each face shall not be less than 4 mm. Thermosetting synthetic resin conforming to I.S. 303 or moisture-proof plywood grade MPF.I. shall be used in manufacture.

In addition to internal lipping all doors shall have external lipping all round.

STEEL DOORS, WINDOWS, VENTILATORS **ROLLING SHUTTER, M.S. GRILLES ETC.**

Steel used in the manufacture of rolled steel sections shall not have more than 0.060 per cent of sulphur and 0.065 per cent of phosphorus. The carbon content shall not exceed 0.30 per cent and shall be of weldable quality. In all other respects, the rolled steel sections shall conform to I.S. 226-1955 and I.S. 1977-1962.

Frames shall be square and flat. Both the fixed and openable frames shall be constructed of sections which have been cut to length, mitred and electrically welded at corners. Subdividing bar units shall be tenoned and rivetted into the frames. All frames shall have the corners welded to a true right angle and welds shall be neatly cleaned off. Couplings, moulding and weather bar shall be provided as directed by the Architects.

Outer frames shall be provided with fixing holes centrally in the web of the sections and fixing screws and lugs shall be used for fixing the frame to masonry. Mastic cement shall be used for making the joints watertight.

Hinges shall be strong projecting type. If directed friction type hinges shall be used in which case windows shall not be fitted with peg stays.

Projecting type hinged shutter shall be fitted with bronze or brass peg stays, 30 cm. long with peg and brackets welded / rivetted to the frame or as stated under item.

All windows shall be provided with handles of brass or bronze or otherwise as stated under them.

Top hung ventilators shall be fixed with plain hinges rivetted / welded to the fixed frame. A brass or bronze peg stay 30 cm. long as in windows shall be provided or as stated under item.

Center hung ventilators shall be hung on two pairs of brass or leaded tin bronze cup pivots rivetted to the inner and outer frames of the ventilators to permit the ventilators to swing through an angle of approximately 85. The opening position of the ventilator shall be so balanced to keep it open at any desired angle under normal weather conditions. A bronze spring catch shall be fitted in the center of the top bar of the ventilator for the operation of the ventilator. This spring catch shall be secured to the frame with brass screws and shall

Signature of Contractor with Seal



close into a mild steel malleable iron catch plate rivetted or welded to outside of the outer ventilator frame bar. A brass cord pulley wheel in mild steel or malleable iron brackets shall be provided along with card eye.

The windows and ventilators shall be painted. All the steel surfaces shall be thoroughly cleaned free of rust, scale or dirt and millscale by picking or phosphating and before erection painted with one coat of approved primer and after erection painted with two finishing coats of synthetic enamel paint of approved shade and quality.

Glazing of specified thickness shall be provided on the outside of frames and unless otherwise specified, metal beading of approved shape, and section shall be used for fixing glasses. Special metal sash putty of approved make shall be used, if directed.

Rolling Shutters :

Shall be of approved manufacture suitable for fixing in the position ordered i.e. outside, inside, on or below lintel or between jambs. Shutters upto 12 sqm.(130 Sq.ft.)in area shall be manually operated or Push Up type while bigger sizes shall be of reduction gear type mechanically operated chain or handles.

These shall be consist of 8 gauge or as specified with 75 mm. (3") M.S. laths of best quality mild steel strips machine rolled and straightened with an effective bridge depth of 16 mm. (5/8") and shall have convex corrugation. These shall be interlocked together throughout their entire length with end locks. These shall be mounted on specially designed pipe shaft. The spring shall be of approved make coiled type. These shall be manufacture from tested high tensile spring steel wire or strip of adequate strength to balance the shutters in positions. The spring pipe, shaft etc., shall be supported on strong M.S. or malleable cast iron brackets.

Both the side guides and bottom rail shall be jointless and of single piece of pressed steel.

Top cover of shaft, spring etc., shall be of the same material as that of lath.

For rolling shutter with wicket-gate, night latch shall be provided free of cost.

The shutter and cover etc., shall be painted with one coat of anti-corrosive paint and two coats of synthetic enamel paint of approved quality and shade.

Collapsible Steel Gate :

It shall consist of vertical double channels at 10 cm. centers. The sizes of channels T-Section for top and bottom shall be as approved by the Architects. The gate shall be provided with necessary bolts, nuts, locking arrangements, stoppers and brass handles on both sides. The gate shall be painted with one coat of anti-corrosive paint before erection and two coats of synthetic enamel paint of approved quality and shade.

Wrought Iron Grilles :

Grilles hall be manufactured as per drawings and the welded joints shall be smooth. The grilles shall be painted with one coat of anti-corrosive paint before fixing and two coats of synthetic enamel paint of approved quality and shade.

Aluminium Doors, Windows, Ventilators & Partitions etc. :

Signature of Contractor with Seal



These shall be obtained from approved and established manufactures and shall be of Aluminium alloy conforming to I.S. 733 and sections shall generally conform to I.S. 1948. These shall be fabricated as per the details drawings,

Frames for windows, ventilators etc., shall be square and flat. Both fixed and openable frames shall be constructed of section which have been cut to length, mitred and welded at corners. Sub-dividing bars shall be tenoned and rivetted into the frames. All frames shall have corners welded to a true right angle. For side hung shutters, hinges shall normally be of projecting type made of Aluminium alloy and rivetted / welded to frames. Handles, peg stays etc., or approved quality Aluminium or its alloy conforming to IS Specifications.

All types of shutters shall be fabricated, supplied and fixed as specified in the IS:1948. The rate shall include supplying and fixing all fittings and fixtures required for proper and safe operation.

The doors shall be fabricated by using standard aluminium alloy extruded sections as specified in IS:1948. The rate shall include supplying and fixing all fittings and fixtures including approved locking arrangement as directed.

All aluminium fabricated work shall be anodised to the British Standard 1616:1961 to give an anodised film of 25 microns.

The Contractor shall take to stack the fabricated frames etc., on site under cover. They shall be handled with care, stacked on edge on level bearers and supported evenly. Before erecting, the frames coming in contact with concrete, masonry, plaster of dissimilar metals shall be coated with a coat of Zinc Chromate conforming to IS:104-1950. The Contractor shall cover all anodised finish work with a thick layer of clear transparent lacquer based on methacrylates or cellulose butyrate to protect the surface from wet cement during installation. This coating shall be removed on completion. Before handing over, the aluminium work shall be washed with mild solution of non-alkali soap and water.

Glazing :

Glazing shall be approved specially quality glass of specified thickness and unless otherwise directed it shall be provided the exterior with metal beading.

FLOORING, SKIRTING, DADO AND STONE VENEERING

All flooring, skirting, dado and stone veneering etc., shall be executed strictly as per relevant IS Specification and in workman-like manner.

Indian Patent Stone :

Selection of materials, method of mixing, placing and compacting shall generally conform to the specifications under plain and reinforced cement concrete described earlier. A stiff mix consistent with workability shall be used.

Preparation of Surface :

Before the operation for laying topping is started the surface of base concrete shall be thoroughly cleaned of all dirt, loose particles, coked mortar droppings and laitance if any, by scrubbing with coir or steel wire brush. Where the concrete has hardened so much that roughening of surface by wire brush is not possible, the surface shall be roughened by chipping or hacking at close intervals. The surface shall then be cleaned with water and kept wet for 12 hours and surplus water shall be removed by mopping before the topping is laid.

Laying :

Signature of Contractor with Seal



The screed strips shall be fixed over the base concrete dividing it into suitable panels. Before placing the concrete for topping, neat cement slurry shall be thoroughly brushed into the prepared surface of the base concrete just ahead of the finish. Concrete of specified proportion and thickness shall be laid in alternate panels to required level and slope and thoroughly tamped.

Finishing the Surface :

After the concrete has been fully compacted it shall be finished by troweling or floating with neat cement rendering. Finishing operations shall start shortly after the compaction of concrete and the surface shall be troweled three times at intervals so as to produce a uniform and hard surface. The satisfactory resistance of floor to wear depends largely upon the care with trowelling is carried out. The time intervals allowed between successive trowellings is very important. Immediately after placing cement rendering, only just sufficient troweling shall be done to give a level surface. Excessive troweling in the earlier stages shall be avoided as this tends to bring a layer rich in cement to the surface. Sometime, after the first troweling, the duration depending upon the temperature, atmospheric conditions and the rate of the set of cement used, the surface shall be retrowelled to close any pores in the surface and to bring to surface and to scrape off any excess water in concrete or laitance. No dry cement shall be used directly on the surface to absorb moistures or to stiffen the mix. The final troweling shall be done well before the concrete has become too hard but at such time that considerable pressure is required to make any impression on the surface.

If directed by the Architect, approved mineral pigment shall be added to the rendering to give desired colour and shade to the flooring at no extra cost.

When instead of 1:2:3 or 1:2.5:3.5 mix, 1:2:4 is specified the topping shall be rendered with 1:1 cement mortar with a suitable mineral pigment, if directed, instead of cement only. If specified in the Schedule of Quantities, the flooring shall be machine polished as per the Architect's instructions.

Wherever the patent stone flooring is used as finishing on roof the joints shall be filled with an approved bitumastic filler in workman like manner.

Ironite Topping :

Instead of finishing the top with rendering coat of 1:1 cement mortar, the top shall be finished with 12 mm. thick ironite topping. Unless otherwise specified, one part of ironite and four parts of ordinary cement by weight shall be mixed dry thoroughly. This dry mixture shall be mixed with stone grit 6 mm. (1/4") and down size or as otherwise directed in the ratio of 1:2 by volume and well turned over. Just enough water shall be added to this dry mix and mixed thoroughly well and laid to uniform thickness of 12 mm. and compacted. After initial set has started the surface shall be finished as directed.

Plain and Coloured Cement Tiles, Marble Mosaic and Terrazzo Tiles Flooring :

The tiles shall conform to IS : 1237 having the colour approved the Architect and the rate shall include provision of border tiles and tiles of different colours in pattern if directed. The mosaic topping of lighter shade tiles shall be made of White Cement with an approved shade pigment and neutral shade shall be of Grey cement with an approved shade pigment. The type of tiles shall be as specified in respective items.

The sub-grade shall be thoroughly wetted after cleaning of all dirt, laitance, and loose material. A bed of lime mortar consisting of one part of lime and two parts of sand shall be laid and properly leveled to an average thickness of 25 mm. and the surface shall be kept

Signature of Contractor with Seal



slightly rough to form a satisfactory key for tiles. Neat cement paste of honeylike consistency shall be spread over mortar bed, over such area at a time as would accommodate about 20 tiles. Tiles shall be soaked in water for 15 minutes and allowed to dry for the same duration. Tiles shall then be fixed with a thin coat of cement paste on back of each tile and then each tile being gently tapped with a wooden mallet till it is properly bedded and in level with adjoining tiles. Joints shall be fine and as imperceptible as possible.

After tiles have been laid in a room or a day's fixing work is completed, surplus cement grout that may have come out of the joints may be wiped off gently and joints cleaned. A thin slurry of coloured cement matching to the colour of tiles shall be spread over it and rubbed so as to seal even a thinnest joint between the tiles and make it impervious and the flooring cured for 7 days. The tiles shall be polished and finished according to IS:1443.

Dado, Skirting and Risers:

Tiles shall conform to IS:1237 and shall be of approved design. The tiles shall be fixed near cement grout on a blacking coat consisting of 1:4 cement sand plaster of 15 mm. thick. The top and bottom junctions of tiles shall be rounded off neatly as directed. The joints shall be filled with matching shade coloured cement slurry. The surface shall be kept wet for 7 days and then polished with carborundum stone to obtain smooth surface and fine polish.

Shahabad / Tandur / Kotah / Cuddappa Stone Flooring :

The flooring shall be either with rough stone or machine cut and machine polished as specified in respective items and shall be of specified thickness and of approved quality and size, free from cracks and flakes and shall be uniform in colour with straight edges. The sides of machine cut and machine polished stone shall have perfect right angles and surface smooth. The stone slabs shall be laid and finished as described under plain cement or colour cement tiles on a bedding of 1:2 lime mortar 25 mm. (Average) thickness. The finished stone surface thus laid shall then be polished to the required degree as approved by the Architect.

In Dado, Skirting, Risers etc. :

Stone slabs shall be laid on backing plaster of cement mortar 1:4 of 15 mm. to 20 mm. thick and finished as described under plain and coloured cement tile dado.

Marble mosaic / Terrazzo in situ work in flooring, dado, skirting etc. :

The terrazzo / mosaic finish shall be laid on an under layer of thickness as specified in the respective items. The topping shall consist of a layer of marble chips of selected sizes, colour and design approved by Architect, mixed with cement with desired shade of pigment.

For lighter shade mosaic .terrazzo white cement shall be used and for neutral shade, grey cement shall be used. The proportion of terrazzo mix shall be three parts of cement one part of marble powder by weight. For every part of cement marble powder mix, the proportion of marble aggregate by volume shall be 1.5 parts unless otherwise specified.

The topping shall be mixed and laid in panels as described in IS:2114 and as per decorative designs prepared by Architects. The dividing strips of panels shall be Aluminium or as specified in the Schedule of Quantities. It shall be polished as specified in IS: 2114.

Broken Mosaic Flooring :

Broken mosaic finish shall be laid on an underlayer of thickness as specified in the item.

Signature of Contractor with Seal



Pieces of masaic tiles shall be obtained from broken marble mosaic tiles of approved shade conforming to IS:1257. The sizes of pieces shall be suitable to obtain the desired pattern of flooring as shown on the drawings or as approved by Architect.

Broken pieces shall be thoroughly wetted before fixing them. Ordinary or coloured cement grout shall be spread on the bedding. Mosaic tile pieces shall be fixed piece by piece to the desired pattern. The flooring shall be laid to correct level and slopes and compacted by straight screed tamper. The grout shall cream upto the surface. The junctions of the flooring and the wall shall be rounded and the flooring shall be extended along the wall to about 15 cm. (6"). After the day's work, the surplus cement grout that may have come out of the joints shall be cleaned off. The flooring shall be cured for seven days and then polished with a machine as stipulated in IS:1443.

Broken ChinaMosaic :

Broken China Mosaic flooring shall be exactly as per broken mosaic tile flooring except that the broken pieces shall be of China of approved colour and manufacturer and the floor shall not be polished.

Marble Flooring:

Marble slabs shall be of the best Indian marble of White or other approved colour as specified in the item. They shall be hard, dense, uniform and homogeneous in texture. They shall have even crystalline grain and free from defects and cracks. The surface shall be machine polished to an even and perfectly plane surface and edges machine cut true to square. The rear face shall be rough enough to provide a key for the mortar.

No slab thinner than the specified thickness at its thinnest part. The sizes of the slabs shall be as specified in the respective items.

The slabs shall be paid as described under mosaic tile flooring in every respect.

White Glazed / Ceramic Tiles / Vitrified Tiles in Flooring and Dado :

White Glazed Tiles from an approved manufacturer conforming to IS:777 shall be used. They shall be of specified size and thickness. All specials viz. coves, internal and external angles, corners, beads etc., shall be used wherever directed. Underlayer of specified thickness and mortar of stipulated proportion shall be laid as described in marble mosaic flooring. Tiles shall be washed clean and set in cement grout and each tile being gently tapped with a wooden mallet till it is properly bedded and in level with the adjoining tiles. The joints shall be kept as thin as possible and in straight lines or to suit the required pattern. After the tiles have been laid, surplus cement grout shall be cleaned off.

The joints shall be cleaned off the grey cement grout with a wire brush or trowel to a depth of 5 mm. (3/16") and all dust and loose mortar removed. Joints shall then be flush pointed with white cement. The floor shall then be kept wet for seven days. After curing, the surface shall be washed with mild hydrochloric acid and clean water. The finished floor shall not sound hollow when tapped with a wooden mallet.

PLASTERING

Scaffolding :

Scaffolding for carrying out plastering work shall be double steel scaffolding having two sets of vertical supports so that the scaffolding is independent of the walls.

Signature of Contractor with Seal

**Preparation of surface :**

All putlog holes in brick work and junction between concrete and brick work shall be properly filled in advance. Joints in brick work shall be raked about 10 mm. if not raked out while constructing brick masonry work and concrete surface hacked to provide the grip to the plaster, if not hacked earlier projecting burns of mortar formed due to gaps at joints in shuttering shall be removed.

The surface shall be scrubbed clean with wire brush / coir brush to removed dirt, dust etc., and the surface thoroughly washed with clean water to remove efflorescence, grease and oil etc., and shall be kept wet for a minimum of six hours before application of plaster.

Neeru Plaster :

Cement mortar of specified proportion and thickness shall be prepared in small batches and applied to the wall surface / ceiling. The ensure proper thickness, gauged patches shall be made at 1.5 to 2 m. apart and the surface plastered true to line, level and plumb taking special care to finish jambs of windows, doors, wall returns, corners, junctions etc. A thin layer of neeru shall then be applied and rubbed into surface and finished by means of trowel until the surface is even and smooth. The surface shall be kept moist for seven days and then given a coat of white wash.

Sand-faced Plaster :

The surface shall be prepared as above.

The coat of cement mortar in proportion of 1:4 or as specified, shall be applied uniformly all over the surface to a thickness of 12 mm. and finished true to level and line and keys shall formed on the surface. The surface shall be kept moist till the finishing coat is applied.

The finishing coat shall be applied a day or two after. The proportion of mortar for finishing coat shall be one part of cement and three parts of selected, well graded and washed sand, or as specified under item and it shall be applied in a uniform thickness of 6 mm. (1/4").

The surface shall be tapped to uniform grained texture by using sponge pads as directed. Curing shall start after 24 hours and the surface kept wet for seven days.

Rough Cast Plaster:

Except for the finishing coat the surface shall be prepared and base coat of plaster applied as under sand-faced plaster.

Finishing coat mortar shall be in proportion of one part of cement and one part of specially selected and graded sand and one part of gravel of 3 to 6 mm. size. It shall be flung upon the first coat with large trowel to form an even and decorative coat. The work shall generally conform to clause 16.5 of IS:1661-1960. The thickness of the coat shall be about 12 mm. (1/2"). It shall be cured for seven days.

Rough coat plaster with colour finish :

Signature of Contractor with Seal



This finish shall be similar to Rough cast plaster above except a high grade mineral pigment of approved shade shall be mixed with white cement instead of ordinary grey cement while preparing the mortar.

Water-proofing Treatment :

Unless otherwise specified, the Contractor shall carry out waterproofing treatment of basements, terrace and water retaining structures through reputed firms having specialisation in the line and approved by the Architects. The Contractor shall also furnish full details of such treatment to the Architects and provide all information / proof etc., regarding the effectiveness of the treatment when called upon to do so. All such treatment shall have to be guaranteed in the form approved by the Employer for a minimum period of ten years. Any defects / leakages noticed during the guarantee period shall have to be rectified free of cost by the Contractor including reinstating the surface to its original condition and finish.

Water-proofing of sunk portions of floor slabs for baths, W.C. and kitchen mores etc., in residential buildings, unless otherwise specified, shall be done as specified in the schedule and shall generally comprise of :

- a) A coat of hot bitumen, min. 6 mm. thick screeded with stone grit.
- b) Min. 20 mm. thick cement plaster in cement mortar 1:3 with approved water-proofing cement compound as per manufactures specifications. The plaster shall be cured by pounding for seven days.

The rate for the above treatment shall include drying and cleaning surfaces free of dust etc., and wiping with kerosene before application of bitumen. The vertical faces and returns shall also be treated similarly. The actual area treated including vertical faces and returns shall be measured and paid for. The work should be done in such a way that the finished flooring in bath has a minimum slope of 20 to 25 mm.

PAINTING

General:

Wherever scaffolding is necessary, it shall be double scaffolding.

The surface shall be thoroughly brushed free from mortar droppings and foreign matter. All steel work shall be cleaned of loose rust, mill scales etc. so as to expose the original surface. All broken edges, cracks, loose plaster and wavy surface shall be brought up either by patch plaster work or by plaster of paris.

All materials viz., dry distemper, oil bound distemper, oil paint, flat oil paint, synthetic enamel paint, plastic emulsion paint, cement primer, red lead and other primers and metallic paints shall conform to respective I.S. specifications and shall be obtained from approved manufactures. All paints shall be brought on site in sealed thins in ready mixed form and shall be applied direct with the addition of thinner, if recommended by the manufacturers.

White Washing:

White was shall be prepared from lime slaked on spot, mixed and stirred with sufficient water to make a thin cream. This shall be allowed to stand for 24 hours and shall be screened through clean cloth. Four kg. gum dissolved in hot water shall be added to each cubic meter of the cream (115 gm. per cft.).

Blue shall be added to give required whiteness. The approximate quantity of water to be added in making cream shall be five liters per kg. of lime.

Signature of Contractor with Seal



White wash shall be applied in specified coats by using flat brushes or spray pumps. Each coat shall be allowed to dry before next coat is applied. If additional coats than what have been specified, are necessary to obtain uniform and smooth finish, it shall be given at no extra cost.

The finished dry surface shall not show any signs of cracking and peeling nor shall it come off readily on the hand when rubbed.

If directed by the Architects one coat of chalk and glue shall be applied before application of white / colour wash at no extra cost.

ColourWash :

Colour wash shall be prepared by adding mineral colours not affected by lime to white wash. No colour wash shall be done until a sample of the colour wash to the required tint or shade has been got approved from the Architects.

Colour wash shall be applied as specified under white wash.

Dry Distemper :

Shade shall be got approved from the Architects before application of distemper.

The surface shall be prepared as specified earlier. A primer coat using approved primer or sizing shall be applied. Distemper prepared as per manufacturer's directions shall be applied and each coat shall be allowed to dry before subsequent coat is applied. The finished surface shall be free from chalking when rubbed, even uniform and shall show no brush marks. If additional coats are necessary, they shall be given at no extra cost.

Oil Bound Distemper:

The surface shall be prepared as specified above. A primer coat of either cement primer or any approved distemper primer shall be applied.

After the primer coat has dried, the surface shall be lightly sand papered and dusted to make it smooth to receive distemper.

Distemper shall be prepared as per the directions of the manufacturer and conforming to shade approved. It shall be applied in specified coats, taking care to allow for drying of each coat before subsequent coats are applied.

Water-proof Cement Paint / Sand-tex matt Paint:

The surface shall be prepared as specified above and thoroughly wetted with clean water before water-proof cement paint is applied.

The paint shall be prepared strictly as per manufacturers specifications and in such quantities as can be used up in an hour of its mixing, as otherwise the mixture will set and thicken, affecting flow and finish.

The paint thus prepared shall be applied on clean and wetted surface with brush or spraying machine. The solution shall be kept stirred during the period of application. It shall be applied on the surface which is on the shady side of the building so that the direct heat of the sun on the surface is avoided. The completed surface shall be watered after the day's work. Number of coats shall be as specified in the item.

Painting – Oil / Enamel / Plastic Emulsion etc. :

Ready mixed oil paint, flat oil paint, plastic emulsion paint, ready mixed synthetic enamel paint, etc., shall be brought in original containers and in sealed tins. If for any reason thinner is necessary, the brand and quantity of thinner recommended by the manufacturer or as instructed by the Architect shall be used. The surface shall be prepared as specified above and a coat of approved primer shall be applied. After 24 hours drying approved or specified

Signature of Contractor with Seal



quality paint shall be applied evenly and smoothly. A filler putty coating may be given to give a smooth finish. Each coat shall be allowed to dry out thoroughly and then lightly rubbed down with sand paper and cleaned of dust before the next coat is applied. Number of coats shall be as specified in the item and if the finish of the surface is not uniform, additional coats as required shall be applied to get good and uniform finish at no extra cost. After completion no hair marks from the brush or clogging of paint puddles in the corners of panels, angles or mouldings etc., shall be left on the work. The glass panes, floor etc. shall be cleaned of stains.

When the final coat is applied, if directed, the surface shall be rolled with a roller or if directed, it shall be stippled with a stippling brush.

POLISHING AND VARNISHING

French Polishing :

French spirit polish shall be of an approved make conforming to IS:348. If it has to be prepared on site, the polish shall be made by dissolving 0.7 kg. of best shellac in 4.5 liters of methylated spirit without heating. To obtain required shade pigment may be added and mixed.

Surface shall be cleaned. All unevenness shall be rubbed down smooth with sand paper and well dusted. Knots, if visible, shall be covered with a preparation of red lead and glue. Resinous or loose knots and gaps shall be filled with season timber pieces and make level with rest of the surface. Holes and indentations on surface shall be filled with putty made of whiting and linseed oil. Surface shall be given a coat of filler made of 2.25 kg. of whiting in 1.5 liter of methylated spirit. When it dries, surface shall again be rubbed down perfectly smooth with sand paper and wiped clean.

Piece of clean fine cotton cloth and cotton wool made into shape of pad shall be used to apply polish. The pad shall be moistened with polish and rubbed hard on the surface applying the polish sparingly but uniformly and completely over the entire surface. It shall be allowed to dry and another coat applied in the same way. To give finishing coat, the pad shall be covered with a fresh piece of clean fine cotton cloth, slightly dampened with methylated spirit and rubbed lightly and quickly with a circular motion, till the finish surface attains uniform texture and high gloss.

Wax Polishing :

Wax polish shall either be prepared on site or obtained readymade from market. Polish made on the site shall be prepared from a mixture of pure bees wax, linseed oil, turpentine oil and varnish in the ratio of 2:1.5:1:1/2 by weight. The bees wax and the boiled linseed oil shall be heated over a slow fire. When the wax is completely dissolved the mixture shall be cooled till it is just warm, and turpentine oil and varnish added to it in the required proportions and the entire mixture is well stirred.

Surface shall be prepared as described under French polishing except that the final rubbing shall be done with sand paper which has been slightly moistened with linseed oil.

Mixture or polish shall be applied evenly, with a clean cloth pad in such a way that no blank patches are left, and rubbed continuously for half an hour. When the surface is quite dry a second coat shall be applied in the same manner and rubbed continuously for an hour or until the surface is dry. Final coat shall then be applied and rubbed for two hours or more if necessary, until the surface has assumed a uniform gloss and is quite dry showing no sign of stickiness when touched. Gloss of the polish depends on the amount of rubbing, therefore rubbing must be continuous and with uniform pressure and frequent change in direction.

Varnishing :

Signature of Contractor with Seal



Surface shall be prepared as described above. After preparation of surface, two coats of clean boiled linseed oil shall be applied at sufficient interval of time. After the linseed oil has dried two coats of varnish obtained from approved manufacturer shall be applied at sufficient interval of time. If the surface fails to produce the required gloss an additional coat shall be applied without any extra cost.

Laying of Pipes :

No concreting is ordinarily necessary. In cases where the soil is made up is very soft, concreting may be resorted to form the bed of the trench below the pipe, if directed by the Architects at no extra cost.

The pipes shall be carefully laid to levels and gradients shown in the plans and sections. Great care shall be taken to prevent sand etc., from entering the pipes. The pipes between two manholes shall be laid truly in straight lines without vertical or horizontal undulations. The body of the pipe shall for its entire length on an even bed in the trench and places shall be excavated to receive the collar for the purpose of jointing.

Jointing :

A few skeins of spun soaked in neat cement wash shall be inserted in the groove at the end of the pipe and the two adjoining pipes butted against each other. The collar shall then be slipped over the joint, covering equally both the pipes. Spun yarn soaked in neat cement wash shall be passed round the pipes and inserted in the joint by means of caulking tools from ends of the collar. More skeins of yarn shall be added and well rammed above.

The object of the yarn is to center the two ends of the pipes within the collar and to prevent the cement mortar of the joint penetrating into the pipes.

Cement mortar with one part of cement and one part of sand shall be slightly moistened and must on no account be soft or sloppy and shall be carefully inserted by hand in to the joint and more cement mortar added until the space of the joint has been filled completely with tightly caulked mortar. The joint shall be finished off neatly outside the collar on both sides at an angle of 45.

Any surplus mortar projecting inside the joint is to be removed and to guard against any such projections sack or gunny bag shall be drawn past each joint after completion.

Cement mortar joint shall be cured at least for seven days.

Testing :

All joints shall be tested to a head of 60 cm. of water above the top of the highest pipe between two manholes.

The lowest end of the pipe shall be plugged watertight. Water shall then be filled in manhole at the upper end of the line.

The depth of water in the manhole shall be 60 cm. plus the diameter of the pipe. The joint shall then be examined. Any joint found leaking or sweating shall be remade and embedded into 15 cm. layer of cement concrete (1:2:4) 30 cm. in length and the joint retested without any extra cost.

Manholes:

Size of manholes shall be as specified in the item and the sizes specified shall be internal size of the manhole. The work shall be done strictly as per standard drawing and specifications.

Bed Concrete :

Signature of Contractor with Seal



Shall be in 1:4:8 cement concrete 23 cm. (9") thick.

Brick Work:

Shall be with best quality local bricks and proportion of mortar shall be 1:4 unless otherwise specified.

Plaster:

Inside of the walls shall be plastered with 12 mm. thick cement plaster 1:3 and finished with floating coat of neat cement. The external face shall be pointed with 1:3 cement mortar.

Benching:

Channels and benching shall be done in cement concrete 1:2:4 rendered smooth with neat cement.

Foot Rests:

M.S. square rods of 22 mm. (7/8") diameter or C.I. rungs shall be embedded in masonry where the depth of manhole exceeds one meter and they shall be fixed 35 cm. apart and projecting 11 cm. from the wall. Foot rests shall be painted with bitumen as directed.

Manhole Covers:

Covers for manhole in the road proper shall not be less than 200 kgs. on footpaths and backyards. Lightweight covers shall be used whose weight for 45 cm. dia. shall not be less than 58 kgs. and that of 90 cm. x 45 cm. or 61 cm. x 45 cm. 90 kgs.

Drop Connection:

The case of drop connection C.I. pipes shall be provided with heel rest bend at the bottom and bend with access door at the top for cleaning purposes. The pipe shall be encased in 1:3:6 plain concrete.

Miscellaneous Items of Work:

The rates quoted by the Contractor for all miscellaneous items of work viz. cooking platforms, moiries, built-in cupboards, counters, partitions, railings, electrical meter, switchboard cupboards, etc., shall be for the work as described in the schedule of quantities and as show in detailed drawings and shall be to the entire satisfaction of the Architects.

Signature of Contractor with Seal



SPECIFICATIONS FOR SANITARY, PLUMBING AND WATER SUPPLY INSTALLATION WORK

GENERAL

SECTION – A

The scope of work covers supplying and installing sanitary plumbing, water supply and drainage items of the Proposed Interior Works Of Shifting Of RASMECC Office at First Floor, Land Mark Building , Bhayandar.

in accordance with drawings and relevant I.S. code specifications or prepared by and under direction and to the satisfaction of the Architects, M/s. KALA AREKHAN, Architect & Interior Designer, 101, Vindhychal Co-op Housing Soc. Plot.204, Sector IV, Charkop, Kandivali (W), Mumbai – 400 067.

CONTRACT :

The form of Contract shall be according to the printed form “Conditions of Contract”. The following Clause shall be considered as an extension and not in limitation of the obligation of the Contractor.

DRAWINGS:

All important drawings shall be mounted on boards and placed in racks and indexed; no drawings shall be rolled.

DIMENSIONS :

Figured dimensions shall in all cases be accepted in preference to scaled sizes. Large scale details take precedence over small scale drawings. In case of any discrepancies the Contractors shall ask for clarification from the Architect before proceeding with the work.

CONTRACTOR TO INSPECT SITE :

The Contractor should visit and examine the site of work and satisfy himself as to the nature of existing roads and other means of communication and other details pertaining to the work and local conditions and facilities for obtaining his own information on all matter affecting the execution of the work. No extra charge made in consequence, if any misunderstanding or incorrect information on any these points or on grounds of insufficient description will be allowed.

SETTING OUT :

The Contractor shall set out the drainage, soil, waste and water pipe lines and other fittings and fixtures in accordance with the plans and instructions of the Architects. The Contractor

Signature of Contractor with Seal



shall be responsible for the correctness of the above and any inaccuracies are to be rectified at his own expense as stated in Clause of the Conditions of Contract. He will be responsible for taking levels of the site before setting out and putting them on record without extra charge.

WORK PROGRAMME :

The Contractor should not that the work should be executed and completed ahead of the completion of the general building work and the Contractor shall take care to see that no damage or breakage is done to work once it is constructed and finished. The sanitary and water supply work shall be programmed in such a way that it does not hold up the general construction or works of other trades.

In case of non-availability of materials in metric sizes, the nearest sizes in FPS units shall be provided with prior approved of the Architects for which neither extra will be paid nor any rebate shall be recovered.

If directed, materials shall be tested in any approved Testing Laboratory and the Contractor shall produce the test certificate in original to the Architect and entire charges for originals as well as repeated tests shall be borne by the Contractor. If required by the Architects, the Contractor shall arrange to test portions of the work at his own cost in order to prove their soundness and efficiency. If after any such test the work or portion of work is found, in the opinion of the Architects, to be defective or unsound, the Contractor shall pull down and re-do the same at his own cost. Defective materials shall be removed from the site.

It shall be obligatory for the Contractor to furnish Certificate, if demanded by Architect, from manufacturer or the material supplier, that the work has been carried out by using their material and installed / fixed as per their recommendations.

CEMENT :

Cement shall comply in every respect with the requirement of the latest publication of IS:269 and unless otherwise specified, ordinary Portland Cement shall be used.

The weight of cement in sealed bags shall be considered as 50 kgs. being equivalent to 35 liters (1.2 Cft.) in volumes.

Cement shall be stored in weather-proof shed with raised wooden plank flooring to prevent deterioration by dampness or intrusion by foreign matter.

SAND:

River Sand shall be clean, free from salt, clay, shells vegetable matter and fit for use in the opinion of Architects.

COARSE AGGREGATE :

Coarse Aggregate shall be angular, tough, sharp and well graded stone metal from approved source. It shall be clean and free from any foreign material. If directed the materials shall be washed.

BRICKS:

Signature of Contractor with Seal



Bricks shall be locally available and of the approved quality and well burnt, free from cracks, chips, flaws and stones. It shall not absorb water more than 20% of its own weight when dry.

CEMENT MORTAR :

Cement mortar shall be of the proportion specified in the particular item in the Schedule of Quantities. Sand shall be measured in suitable measuring boxes and correct quantity of cement shall be added. The materials are mixed dry on a clean platform. Clean water is then added and mixed thoroughly. It shall be prepared in such quantity as can be readily used up. Mortar which has partially set shall under no circumstances be re-tampered by mixing with additional materials or water.

I. DRAINAGE (INTERNAL AND EXTERNAL)

STONEWARE PIPE AND FITTINGS :

Shall comply IS:651 in every respect and all stoneware pipes, bends, gully traps and sewer traps shall be of the best salt glazed, variety, glazed inside as well as outside, hard, smooth, even, textured, free from fire cracks, blows and blisters. The pipes shall be truly circular in cross section perfectly straight and of standard nominal diameter, length and depth of socket.

TREASURE TROVE :

Should any treasure, fossils, minerals or work of art of antiquarian interest be found during excavation or while carrying out the work, the Contractor shall give immediate notice to the Architects of any such discovery and shall make over such finds to the Employer.

ACCESS FOR INSPECTION :

The Contractor shall provide at all times during the progress of the works and the maintenance period, proper facilities and necessary attendance for inspection or measurement of works by the Architects or their representatives.

WATER SUPPLY:

Water shall be arranged in accordance with Clause No. 56 of Special Conditions of Contract.

ELECTRIC SUPPLY :

Electric energy shall be arranged in accordance with Clause No. 57 of Special Conditions of Contract.

VOUCHERS :

The Contractor shall furnish to the Architects with vouchers on request to prove that the materials are as specified and to indicate the rates at which the materials are purchased in order to work out the rate analysis of the non-tender items which he may be called upon to carry out.

Signature of Contractor with Seal

**SECTION – B****WORKS TO COMPLY LOCAL REGULATIONS AND RATE TO INCLUDE:**

- 1) All sanitary installations, water supply and drainage work shall conform to the Local Municipal Bye-Laws and / or rules and regulations of Local Bodies and the work shall be inspected and passed by the various authorities having jurisdiction.
- 2) The work shall be carried out through a Licensed Plumber.
- 3) The Contractor shall arrange with the Local Municipal and / or Public Authorities for obtaining water and drainage connections and the Employer will reimburse the permanent connection charges on production of receipts.
- 4) The Contractor shall obtain all necessary permission forms from the various authorities having jurisdiction and shall make application and file all plans required for obtaining permission and satisfactory completion of the work.
- 5) The rates quoted shall be for complete items as fixed in position and cover all costs of materials, labour, tools, supervision, cutting of holes, chases, etc., and also for providing, fixing arrangements viz. clamps, brackets, wooden blocks etc. The rates shall also include restoration to original condition of all damage to walls, floors etc., during the process of fixing of sanitary installations, water supply and drainage. All debris of plumbers excavation etc., shall be removed without any extra charge.
- 6) All C.I. pipes, brackets, C.I. cisterns, G.I. pipe and fixtures, M.S. fixtures, A.C. pipes and fittings shall be painted externally with one coat of approved primer and two coats of enamel / flat oil paint. All painting work shall be carried out to the entire satisfaction of the Architects. If directed, additional coats of paint shall be applied to get uniform and matching finish without any extra cost.
- 7) In the interior of the building all pipe whether of Cast Iron lead or G.I. shall be embedded in an approved manner in chases made in walls or floors if required by the Architects. The plumbers shall make necessary holes in the walls, etc., and restore them to the original condition.
- 8) All water supply and sanitary fixtures, pipes and pipe fittings, traps etc., which are to be embedded into the concrete or masonry work or other building work shall be placed in position and embedded or concealed at the time of casting concrete or erecting brick work. In case where chasing or cutting of concrete, masonry, or other structural or construction work is unavoidable, the locations of such fittings, pipe lines and traps, etc.,

Signature of Contractor with Seal



shall be marked suitably and the cutting, chasing or disturbing of the construction work shall proceed only after due approval of the Architects.

- 9) All cutting, chasing and fixing work shall be completed before commencement of any plastering, tiling or finishing work.
- 10) Unless otherwise specified Galvanised Iron pipes and pipe fittings shall be of medium quality conforming to IS: 1239 and shall be tested if required by the Architects.
- 11) The Contractor shall responsible for the adequacy and efficiency of the entire plumbing system and if, in his opinion he finds any serious objection to the system shown on the drawing, he shall set forth his objection or his suggestions to ensure adequacy and efficiency of the said system and notify the Architects before proceeding with the work.
- 12) The work in every respect during its progress and till final acceptance by the Employer, including raw materials delivered to the work site to be incorporated for use in construction of the work by the Contractor shall be under the charge and in the care of and under the responsibility of the Contractor and at his risk. Any loss or damage to such materials or work prior to final acceptance of the work by the Employer shall immediately be replaced by the Contractor at his expense.

Signature of Contractor with Seal

**SECTION – C****MATERIALS :**

- 1) Materials shall be of best approved quality obtainable and unless otherwise specified they shall conform to the respective Indian Standard Specification.
- 2) Samples of all material be got approved before placing order and the approved samples shall be deposited with the Architects.
- 3) In case non-availability of materials in metric sizes, the nearest size in FPS units shall be provided with prior approval of the Architects for which neither extra will be paid nor any rebate shall be recovered.
- 4) If directed, materials shall be tested in any approved Testing Laboratory and the Contractor shall produce the test certificate in original to the Architect and entire charges for original as well as repeated tests shall be borne by the Contractor. If required by the Architects, the Contractor shall arrange to test portions of the work at his own cost in order to prove their soundness and efficiency.

If after any such test the work or portion of works is found, in the opinion of the Architects, to be defective or unsound, the Contractor shall pull down and redo the same at his own cost. Defective materials shall be removed from the site.

- 5) It shall be obligatory for the Contractor to furnish certificate if demanded by Architect, from manufacturer or the material supplier, that the work has been carried out by using their material and installed / fixed as per their recommendations.

TRENCHES FOR S.W PIPE DRAINS :**EXCAVATION :**

The trenches for the pipes shall be excavated to lines and evels as directed. The bed of the trench shall be truly and evenly dressed throughout from one change of grade to the next. The gradient is to be set out by means of boning rods and should the required depth exceeded at any point, the trench shall be refilled by means of lime concrete of proportion 1:2:4 at the Contractor's own expense.

The bed of the trench, if in soft or made up earth, shall be well watered and rammed and depression thus formed shall be made up with sand or other suitable materials as directed by the Architects without any extra cost.

If rock is met with, it shall be removed to 15 cm. below the level of the pipe and the trench refilled with concrete or sand or other suitable material as directed by the Architects without any extra cost.

The rates shall include keeping trenches dry either by bailing out or pumping water, timbering and shoring of sides of excavation if required and directed by the Architects.

The trench width shall be nominal diameter of the pipe plus 38 cm. (15") but it shall not be less than 52 cm. (21").

PROTECTION OF EXISTING SERVICES:

Signature of Contractor with Seal



All pipes, water mains, cables, etc., meet with in the course of excavation shall be carefully protected and supported.

REFILLING:

Refilling in trenches for pipes shall be commenced as soon as the joints are tested, approved and haunching is done. The refilling on the top and around the drain shall be done with great care and in such a manner as will obtain the greatest amount of compactness and a solidity possible. For this purpose the earth shall be laid in regular layers of 15 cm. (6") watered and each layer rammed.

All surplus earth shall be disposed of as directed by the Architects.

CONCRETING:

All pipes shall be laid on bed of 15 cm. (6") concrete with one part of cement, four parts of sand and eight parts of brickbats of 38 mm. (1.5") down gauge or stone metal properly consolidated. Concrete shall be laid to the full width of the trench and also in haunches as per the standard drawings.

Or as described under item in Schedule of Quantity.

LAYING AND JOINTING S.W. PIPES :**LAYING :**

The pipes shall be carefully laid to the levels and gradients shown on the plans and sections with "Socket Up" the gradient.

JOINTING:

Spun yarn soaked in neat cement wash shall be passed round the joint and inserted in it by means of caulking tool. More skeins of yarn shall be added and well rammed home. Cement mortar with one part of cement and one part of sand shall be slightly moistened and must on no account be soft or sloppy and shall be carefully inserted by hand into the joint. The mortar shall then be punched and caulked into the joint and more cement mortar added until the space of the joint has been filled completely with tightly caulked mortar. The joint shall then be finished off neatly outside the socket at an angle of 45 degree.

CURING :

The joint shall be cured atleast for seven days.

TESTING:

All joints shall be tested to a head of two feet of water above the top of the highest pipe between the two manholes. Any joint found leaking or sweating shall be remade or embedded in 15 cm. thick layer of cement concrete (1:2:4) 30 cm. in length and section retested at Contractors own cost.

STONEWARE GULLY TRAPS:

S.W. gully traps of specified sizes and quality as described earlier shall be fixed on 15 cm. thick and 70 cm. square cement concrete 1:4:8 bedding and the gully outlet to the branch drain shall be jointed similar to jointing of S.W. pipes. A brick masonry chamber 30 cm. x 30 cm. internally shall be constructed in half brick masonry with 1:5 cement

Signature of Contractor with Seal



mortar and the space between the trap and the wall filled up with cement concrete (1:4:8) and the upper portion of the chamber finished internally with 1:3 cement mortar and finished with neat cement. The corners and bottom of the chamber shall be rounded off so as to slope towards the grating.

In addition to 15 cm. x 15 cm. C.I. grating, the chamber shall have a C.I. cover with frame 30 cm. (inside) with machined seating faces, fixed on the top of the brick masonry with cement concrete 1:2:4 and rendered smooth. The weight of cover shall not be less than 4.53 kgs. and that of frame 2.72 kgs. The finished top of cover shall be left 4 cm. above the adjoining surface so as to exclude the surface water from entering the gully trap. Or as described under item in Schedule of Quantity.

HUME PIPE DRAINS :

PIPES :

Shall be reinforced and conform to relevant I.S. Specification. They shall be new and perfectly sound, free from cracks, cylindrical, straight and of specified nominal diameter. Each pipe shall have one collar.

TRENCHES AND REFILLING :

Shall be as described under S.W. pipes.
Or as described under item in Schedule of Quantity.

CONCRETING :

No concreting is ordinarily necessary. In cases where the soil is made up or is very soft, concreting may be resorted to as described under "Stoneware pipe fitting" without any extra cost.

LAYING AND JOINTING :

The pipe shall be laid as described under Stoneware pipe and fittings by placing the collar centrally over the joint.

CAST IRON PIPES FOR DRAINAGE:

All drainage lines passing under buildings, floors and roads, in exposed horizontal positions above ground, shall be cast iron pipes. Pipes shall be sand cast conforming to Class "A" IS:1537 or centrifugally spun cast iron Class LA conforming to IS:1536.

Nominal dia. in mm.	BARREL			Socket Wt. in kgs.	Depth of socket in mm.	Total Wt. per 3.66 m. in kgs.
	Outside dia. in mm.	Wall thickness in mm.	Wt. per m (approx.) in kgs.			
80	98	7.2 (7.9)	14.7 (16)	5.5	84	59 (64)
100	118	7.5 (8.3)	18.6 (20.5)	7.1	88	75 (82)
125	144	7.9 (8.7)	24.7 (26.4)	9.2	91	98 (106)
150	170	8.3 (9.2)	30.1 (33.2)	11.5	94	122 (133)
200	222	9.2 (10.1)	44 (48.1)	16.8	100	178 (193)
250	274	10.0 (11.0)	59.3 (65.0)	22.9	103	240 (261)

Note : Figures in brackets indicate particulars of pipes conforming to Class "A" IS:1537 quality and other particulars remaining the same.

Signature of Contractor with Seal



These shall be free from cracks and other flaws. The interior of pipes and fittings shall be clean and smooth and painted inside and outside with Dr. Angus Smith's solution or other approved anti-corrosive paint, if not painted initially by the manufacturer.

The access door fittings shall be of proper design so as not to form any cavities in which filth may accumulate. Doors shall be provided with 3 mm. (1/8") rubber insertion packing and when closed and bolted they shall be watertight.

The joints shall be filled with lead as described under Soil Pipes.

MANHOLES, VENT SHAFT, GULLY CHAMBER ETC. :

SIZE OF MANHOLES :

The size specified in the Schedule of Quantities shall be internal size of the manhole. The work shall be done strictly as per standard drawing and following specifications.

BED CONCRETE:

Shall be in 1:4:8 cement concrete 23 cm. (9") thick.

BRICK WORK :

Shall be with locally available best quality bricks in 1:4 cement mortar.

PLASTER:

Inside of the walls shall be plastered with 12 mm. thick cement plaster 1:3 and finished with a floating coat of neat cement.

In wet grounds 20 mm. thick plaster of the above specification shall be done on the exterior surface of the walls also and this plaster shall be waterproofed with the addition of approved waterproofing compound as per manufacturers specification Or as described under item in Schedule of Quantity.

POINTING:

In dry ground, pointing shall be done in 1:2 cement mortar to the outside surface.

BENCHING:

Channels and benching shall be done in cement concrete 1:2:4 rendered smooth with neat cement.

The following size of channels for the bench shall be added.

Size of Drain		Depth at the Center		Depth at the sides i.e. at walls	
In cm.	In inches	In cm.	In inches	In cm.	In inches
10	4	15	6	25	10
15	6	20	8	30	12
23	9	28	11	38	15
30	12	35	14	45	18
38	15	43	17	53	21
45	18	50	20	61	24

FOOT RESTS:

Signature of Contractor with Seal



C.I. foot rests or M.S. square rods of 22 mm. (7/8") shall be embedded in masonry. They shall be fixed 30 cm. apart and projecting 11 cm. from the wall. Foot rests shall be painted with bitumen as directed.

MANHOLE COVERS :

Manholes covers shall be of tough homogenous cast iron of heavy or light type as specified. The sizes specified are the clear internal dimensions. Covers for manholes in the road proper shall not weight less than 200 kgs. On foot-paths and backyards, lightweight covers of 45 cm. diameter having weight not less than 58 kgs. or covers of size 92 cm. x 45 cm. or 61 cm. x 45 cm. having weight of 90 kgs. shall be used. Or as described under item in Schedule of Quantity.

DROP CONNECTION:

In case of drop connection C.I. pipes shall be provided with heel rest bend at the bottom and bend with access door at the top for cleaning purposes.

II. SANITARY INSTALLATION:

SANITARY FIXTURES:

INDIAN TYPE W.C.PANS :

The W.C. pan shall be of White Vitreous China, of specified size and pattern. Pan shall be of approved quality and shall bear the mark of the firm manufacturing it. It shall have 10 cm. (4") porcelain trap ("P" or "S" type with effective seal) and 5 cm. (2") vent arm.

ORISSA TYPE PANS :

Shall be from an approved manufactures and traps as specified above.

FIXING :

Pan shall be fixed securely with a cushioning bed in an approved manner taking care that the cushion is uniform and even, without having any hollows between pan and the concrete. The joint between the pan the trap be made with cement mortar 1:1 and shall be leakproof.

Each closet shall be provided with the following accessories and the rate shall be all inclusive.

- 1) Necessary length of 10 cm.; H.C.I. pipe or lead pipe connecting the pan and plug bend. (The plug bend / tee connection to vertical stack shall be paid under appropriate item).
- 2) Wherever anti-syphonage pipe connections are required necessary length of lead pipe 6.25 cm. shall be provided.
- 3) Flushing cistern shall be 10 litres capacity and cast Iron overhead type with heavy G.I. Chain pull unless otherwise specified. If low down cistern is specified it shall be White Vitreous China cistern of best quality from an approved manufacturer with Chromium plated flush handle. The cistern shall have G.I. overflor pipe of length as per Municipal requirement or as per Architects drawing with mosquito-proof Brass screw cap and C.I. brackets with wall plugs and Brass union and couplings for flush pipe etc. complete unit.

Signature of Contractor with Seal



- 4) 12 mm. PVC water inlet pipe with 12 mm. Brass stop cock.
- 5) The flush pipe from the cistern shall be of 32 mm. dia. telescopic G.I. pipe or lead pipe or as specified, which shall be connected to the W.C. pan by means of an approved type of joint.
- 6) Painting : All fittings and fixtures shall be painted with two coats of enamel paint over a coat of primer.
Or as described under item in Schedule of Quantity.

EUROPEAN TYPE W.C. :

The closet shall be of White Vitreous China readily flushed, of wash down type and shall be of best quality manufactured by an approved firm, and fixed to the floor by approved means, as described under item in Schedule of Quantity.,

Each closet shall be provided with the following accessories and the rate shall be all inclusive.

- 1) **Seat** : Heavy black plastic seat of approved quality and seat cover with rubber buffers fixed to the pan with C.P. Brass bar hinge.
- 2) **Cistern** : Low level flushing tank 10 litres capacity of White Vitreous China cistern of best quality manufactured by an approved firm with C.P. flush handle and C.P. overflow pipe of length as per Municipal requirement or as per Architects drawing with mosquito-proof brass C.P. Cap etc., complete unit including enameled or C.P. flush pipe and bend.
Or as described under item in Schedule of Quantity.
- 3) Necessary length of PVC water inlet pipe and 12 mm. dia. C.P. brass stop cock.
- 4) Necessary length of porcelain or lead or C.I. connecting pipe 10 cm. dia. (plug bend / tee connection to vertical stack shall be paid under appropriate item).
- 5) Wherever anti-syphonage pipe connections are required, necessary length of lead pipe 6.25 cm. dia. shall be provided.

PAINTING :

All fittings and fixtures shall be painted with two coats of enamel paint over a coat of primer, externally.

LIPPED URINALS:

Shall be flat back or angle urinal of specified dimensions and shall be of White Vitreous China from an approved manufacturer.

They shall be screwed to the wall with coach screws of Chromium plated Brass on dowel shaped wooden plugs built into the walls or fixed as per manufacturers specification. Each basin should have an outlet with C.P. Brass hinged grating connected to 40 mm. diameter waste pipe through a C.P. bottle trap. When a range of urinals are provided only a straight length of 40 mm. diameter waste pipe and white glazed half round channel with tread platform finished with white glazed tiles complete as per Architects drawings shall be provided. All joints shall be in plumbers wiped solder joint with necessary C.P. Brass sockets and thimble etc.

Signature of Contractor with Seal



STALL WALL TYPE URINALS :

Shall be White Vitreous China of approved design and manufacture.

They shall be fixed to the wall as per manufacturer's specification. Each urinal should have an outlet with C.P. Brass hinged grating connected to 40 mm. diameter waste pipe through a C.P. Brass bottle trap. All joints shall be in plumber's wiped solder joint with necessary C.P. Brass sockets and thimble etc.

FLUSHING CISTERN :

These shall be automatic flushing cistern of vitreous China or as specified in the Schedule of Quantities complete with valveless syphon fittings. Cistern shall be supported on brackets of standard pattern and fixed to wooden dowel plugs embedded in the wall with C.P. Brass screws.

ANGLE VALVE :

The cistern shall be fed with 15 mm. (1/2") C.P. Brass inlet tube angle valve of approved make with necessary length of lead inlet pipe complete with C.P. Brass unions unless otherwise specified in the Schedule of Quantities.

The capacity of flushing cistern and size of the flush pipe for the number of urinals shall be as follows :

Numbers of Urinals	Capacity of flushing cisterns		Mains		Size of distribution	
	In Litres	In Gallons	In mm.	In inches	In mm.	In inches
1	5	1	--	--	15	1/2
2	10	2	20	3/4	15	1/2
3	10	2	25	1	15	1/2
4	15	3	32	1.25	15	1/2

The main and distribution pipe fittings and clamps shall be of C.P. Brass unless otherwise specified in the Schedule of Quantities. Distribution pipes shall feed the urinals with C.P. brass spreaders of approved make.

PAINTING :

All brackets etc., shall be painted with two coats of enamel paint over a coat of primer.

LAVATORY BASINS:

They shall be of White Vitreous China of best quality manufactured by an approved make and size as specified in the Schedule of Quantities. They shall be supported on a pair of C.I. brackets of approved design.

Signature of Contractor with Seal



- a) **Fittings**: Each lavatory basin shall be provided with a single cold water C.P. Brass pillar tap of approved design and make, C.P. Brass waste, C.P. Brass chain and rubber plug, C.P. Brass bottle trap of approved quality and design, with C.P. brass stop cock and PVC water inlet pipe of standard length 1/2" dia. complete.
- b) **Waste Pipe** : Waste pipe beyond bottle trap shall be measured and paid separately under appropriate item.
Where specified, lavatory basins shall be provided with puff pipe with a brass perforated screws cap.
- c) **Painting** : All brackets, pipes etc. shall be painted with two coats enamel paint over a coat of primer.

SINKS :

They shall be of White Vitreous China or as specified in the Schedule of Quantities with weir type overflow. The size of sink shall be as specified and shall be of approved make. They shall be supported on a pair of C.I. brackets of approved design.

- a) **Fittings** : Each sink shall be provided with 40 mm. (1.5") C.P. Brass waste of approved pattern with C.P. Brass chain and 40 mm. rubber plug and 40 mm. dia. C.P. Brass trap and union which shall be connected to 40 mm. diameter waste pipe.
Waste pipe beyond the trap shall be measured separately and paid under appropriate item.
Where specified sinks shall be provided with puff pipe with a Brass perforated screw item.
- b) **Painting** : All fittings, brackets and pipes shall be painted with two coats of enamel paint over a coat of primer.

DRAINAGE BOARD :

Drainage boards of type and size as specified in the Schedule of Quantities shall be provided. These shall be fixed on strong brackets of approved design and where necessary provided with hinges. Brackets shall be painted with two coats of enamel over a coat of primer.

III. TOILET REQUISITES :

MIRRORS :

Mirrors shall be of the best quality , specified size, approved design and make. It shall be mounted on plywood / partical board backing and shall be fixed in position by means of four C.P. Brass screws and cup washers over rubber washers on wooden plugs firmly embedded in the wall. Alternative method for fixing could be by using Brass clamps with C.P. Brass screws. A suitable T.W. cover mould of approved design shall be fixed all round as directed.

GLASS SHELF :

The shelf shall be of glass of approved quality and thickness with edges rounded off. The size of the shelf shall be as specified and shall rest on C.P. Brass brackets which shall be fixed with C.P. Brass screws to wooden plugs, firmly embedded in the wall. The shelf shall have C.P. Brass guard rail all round.

TOWEL RAIL :

Signature of Contractor with Seal



Towel rail shall be of C.P. Brass with two C.P. Brass brackets. The size of the rail shall be as specified. The brackets shall be fixed by means of C.P. brass screws to wooden cleats firmly embedded in the wall. Where specified, Aluminium towel rails may be used of approved quality and design.

TOILET PAPER HOLDER :

Toilet paper holder shall be of White vitreous China or as specified. It shall be recessed in wall.

TECHNICAL SPECIFICATIONS FOR INTERIOR MATERIALS

1. GENERAL

This specification is for work to be done, item to be supplied and materials to be used in the works as shown and defined on the drawings and described herein, all under the supervision and to the satisfaction of the Competent Authority.

Competent authority means Architects / Engineer in charge.

- 1.1** The workmanship is to be the best and of high standard, use must be made of special trades men in all respects of the work and allowances must be made in the rates for doing so.
- 1.2** The materials and items to be provided by the contractor shall be approved by the Competent Authority in accordance with any samples which will be submitted for approval by Contractor and generally in accordance with the Specifications. Also if products are specified in the catalogue reference, the contractor will be required to obtain the approval of the Competent Authority before using a materials. The Contractor shall produce all invoices, vouchers or receipts for any material if called upon to do so by the Competent Authority.
- 1.3** Samples of all materials are to be submitted to the Competent Authority for approval before the Contractor orders or delivers the materials at site. Samples together with the their packing are to be provided free of charge by the Contractor and should any materials be rejected, they will be removed from the site at the Contractor's expense. All samples will be retained by the Competent Authority for comparison with materials, which will be delivered at the site. Also, the Contractor will be required to submit specimen finishes of colours, fabrics etc. for the approval of the Competent Authority before proceeding with the work.
- 1.4** The contractor shall be responsible for providing and maintaining and boxing or other temporary coverage required for the protection of dresses or finished work

Signature of Contractor with Seal



if left unprotected. He is also to clean out all shelving's, out ends and other waste from all parts of the works before coverings or in-fillings are constructed.

- 1.5 Templates, boxes and moulds shall be accurately set out and rigidly constructed so as to remain accurate during they are in use.
- 1.6 All unexposed surface of timber e. g. false ceiling, backing fillets, backs of door frames, cupboard framing, grounds, etc. are to be treated with two coats of approved timber preservative before fixing or converging.
- 1.7 Only first class workmanship will be accepted. Contractor shall maintain uniform quality and consistency in workmanship throughout.

2. JOINERY:

- 2.1 Joinery is to be prepared immediately after the placing of the contract, framed up, bonded and waged up. Any portions that are wrapped or found with other defects are to be replaced before wedging up. The whole of the work is to be framed and finished in a workmen-like manner in accordance with the detailed drawings wrought and wherever required, fitted with all necessary metal ties, straps, belts, screws, glue etc. Running beaded joints are to be cross-tongued with teak wherever 1(1/2) thick double cross tongued. Joiners work generally to be finished with fine sand/glass paper.
- 2.2 **Joints:** All joints shall be standard mortise and tenon, dowel, dovetail, and cross-halved. Nailed or glued butt joints will not be permitted, screws, nails etc. will be standard iron or wire of oxidized nettle fold tenon should fit the mortises exactly.
- 2.3 Nailed or glued butt joints will not be permitted except in exceptional cases with approval of Competent Authority.
- 2.4 Where screws shown on a finished surface, those will be sunk and the whole plugged with a wood plug of the same wood and grain of the finished surfaces will be neatly punched and the hole filled with wood filler to match the colour.
- 2.5 Should joints in joiner's work open, or other defects arise within the period stated for defect liability in the contract and the clause thereof, be deemed by the Competent Authority to be due such defective joinery shall be taken down, and refilled, redecorated and/or replaced if necessary and any work disturbed shall be made good at the Contractor's expense.
- 2.6 Nails spikes and bolts shall be of lengths and weights approved by the Competent Authority. Nails shall comply with is 1959-1960 or equivalent approved quality sample. Brass-headed nails are to comply with B. S. 1210. Wire staples shall comply with B. S. 1494 or equivalent.
- 2.7 The contact surface of dowels, tennons wedges etc., shall be glued with an approved adhesive.
- 3 Where glued, joinery and carpentry work is likely to come into contact with moisture, the glue shall be waterproof.

Signature of Contractor with Seal

**3.0 HARDWARE AND METALS:**

The hardware throughout shall be of approved manufacture or supplier well made and equal to in every respect to the samples to be deposited with the Competent Authority. The contractor may be required to produce and provide samples from many different sources before the Competent Authority takes decision and he should allow his rates for doing so.

- 3.1 Fittings generally shall be brass oxidized, unless otherwise specified and shall be suitable for their intended purpose. In any case, it will have to be approved by Competent Authority before the Contractor procures it at site of work.
- 3.2 Screws are to match the finish of the article to be fixed, and to be round or flat headed or counter sunk as required.
- 3.3 The contractor should cover up and protect the brass and bronze surfaces with a thick grease or other suitable productive material, renew as necessary and subsequently clean off away on connection.
- 3.4 Aluminium and stainless steel shall be of approved manufacture and suitable for its particular application. Generally, the surface of aluminium shall have an anodized finish and both shall comply with the samples approved by the Competent Authority. All stainless steel sheets shall be 304 S. S. Japan or equivalent with gauge as specified but not thinner than 16G.
- 3.5 All steel, brass, bronze, aluminium and stainless steel articles shall be subjected to a reasonable test at the Contractor's expense.
- 3.6 All brazing and welds are to be executed in a clean and smooth manner rubbed down and left in the flattest and tidiest way, particularly where exposed.
- 3.7 Chromium plating shall be in accordance with I. S. Standard or as per approved specification for normal outdoor conditions and shall be on a base material of copper or brass.

4.0 GLAZIER:

- 4.1 All glass to be of approved manufacturer complying with IS 3548-1966 as per approved quality and sample to be of the selective qualities specified and free from bubbles, smoke, air holes and other defects.
- 4.2 Polished plate glass shall be "glazing glass" (G. G.) quality and that for mirrors shall be "silvering quality" (S.G.) conforming to IS 3438-1965 or as per approved sample and quality.
- 4.3 The compound for glazing to metal is to be a special non-hardening compound manufactured for the purpose and of a brand and quality approved by the Competent Authority.
- 4.4 While cutting glass, proper allowance be made for expansion. Each square of glazing to be in one whole sheet. On completion of work clean all glass inside and cut, replace all cracked scratched and broken panes and leave in good condition.

5.0 PAINT AND POLISHES:

Signature of Contractor with Seal



- 5.1** All material required for the works shall be of specified and approved manufacturer, delivered to the site in the manufacturer's container's name or trade mark with a description of the contents and colour. All materials are to be stored on the site.
- 5.2** Spray painting with approved machines will be permitted only if written approval has been obtained from the Competent Authority prior to painting. No spraying will be permitted in the case of priming costs nor where the soiling of adjacent surfaces is likely to occur. The buzzle and pressure to be so operated as to give an even coating throughout to the satisfaction of the Competent Authority. The paint used for spraying is to comply generally with the specification concerned and is to be specially prepared by the manufacturer for spraying. Thinning of paint made for brushing will not be allowed.
- 5.3** Wood preservative shall be Solignum or other equal and approved impregnating wood preservative and all concealed woodwork shall be treated with wood preservative.
- 5.4** All brushes, tools, pots kettles etc. used in carrying out the work shall be clean and free from foreign matter and are to be thoroughly cleaned out before being used with a different type of class of materials.
- 5.5** All iron or steel surfaces shall be thoroughly scraped and rubbed with wire brushes and shall be entirely free from rust, mill scale etc. before applying the priming coat.
- 5.6** Surfaces of new wood work which to be painted are to be rubbed down, cleaned, down to the approval of the Competent Authority.
- 5.7** Surfaces of previously painted woodwork which are to be painted are to be cleaned down with soap and water, detergent solution or approved solvent to remove dirt, grease etc. Whilst wet the surfaces shall be flatted down with a suitable abrasive and then rinsed down and allowed to dry. Minor areas of defective paint shall be removed by scraping back to a firm edge and the exposed surface touched in with primer as described and soaked with putty. Where woodwork has been previously painted or polished and it is to be newly polished, with scrapping, burning off or rubbing down and making surface properly.
- 5.8** Surfaces of previously painted metal which shall be painted are to be cleaned down and flattened down as described in surfaces of any rust and loose scale shall be removed completely by chipping, scrapping and wire brushing back to the bare metal and touched in with primer as described.

5.0 UPHOLSTERY:

- 5.1** This will be of first class standard workmanship with webbing, no-sag springs, coiled springs, padding and filling as specified on drawing. Covering fabrics will be seen, tufted, and corded as shown on the drawing and as approved by the Competent Authority.
- 5.2 Cushion Vents:** Brass "cushion Vents" should be installed at the back or under side or seat cushions (especially those covered in leather vinyl plastic or very tightly woven fabric) to allow air to escape easily and to prevent torn seems.
- 5.3 Materials:** Finished timber shall be of the type specified. Furnishing fabrics, colour, pattern, substance to be as specified, no variations of this will be permitted unless with prior approval of the Competent Authority.

Signature of Contractor with Seal



6.0 **POLISH:**

6.1 French polish: The basic material shall be shellac dissolved in mentholated spirit.

Preparation:

The timber must be well sanded and cleaned and the grain filled with grain filler. Any staining must be done before applying the polish.

Equipment:

The polishing rubber the most important implement in French polish shall consist of a pad of cotton wool, which acts as a reservoir for the polish, and a cover of soft white linen of cotton fabric, similar to a well-worn handkerchief which acts as a fitter. The rubber must never be dipped into the polish; it should be charged by pouring the polish on to the pad with the cover removed.

Application:

Work evenly over the surface with a slow figure-of-eight motion until the timber is coated with a thin layer of polish. The object is to apply a series of thin coats, allowing only a few minutes for drying between the coats. When a level and even-bodied surface is obtained the work is ready for the second stage i.e. spiriting off.

Allow the work to stand for at least eight hours, then take a fresh rubber with a double thickness of cover material and charge it with mentholated spirit. The object of spiriting off into and remove the rubber marks and to give the brilliance of finish.

Finally, work in the direction of the grain and continue until the surface is free from smears and rubber marks then leave to harden off.

6.2 Wax polish:

Wax polish shall contain silicones and driers. A good silicon wax is to be used not a creamy or spray. The timber shall be sealed first with another finish such as Ron seal, before applying wax.

Application:

Apply coat of the sealer by brush or cloth direct to the unfilled timber, working it well in and finishing evenly with the grain. Allow to dry thoroughly then sand lightly with fine abrasive paper. Apply a heavy coat of wax by cloth on flat surfaces, with a stiff brush. Work it well into the timber and finish off by stroking with the grain before leaving to harden. Leave for four hours before rubbing up with a soft brush. Finally, buff the grain with a soft cloth.

6.03 Transparent Coloured Polyurethane (Melamine)

This shall be applied where natural grain of the wood is required to show. Polyurethane gives tough surface which resist chipping, scratching and boiling water.

Application:

Clean off all grease and wax with an abrasive and white spirit, this should not be applied in humid conditions. Apply the first coat, preferably of clear hard glaze with a cloth pad. Leave this to dry for at least six hours, then apply further coats with a paintbrush. If you wait for longer than 24 hours between coats, rub down the previous coat with fine glass paper or a medium grade of steel wool. Obtain a matt finish, if required, by giving a final coat of clear Reseal Matt coat.

Signature of Contractor with Seal



7.0 TIMBER:

7.1 Only seasoned Teakwood to be used.

7.2 Use of Rose wood wherever specified.

7.3 All the wood shall be properly seasoned, natural growth and shall be free from worm holes, loose or dead knots or other defects, saw die square and shall not suffer warping, splitting or other defects.

7.4 The moisture content shall not exceed 12%.

7.5 All internal frame work shall be treated with approved wood preservative.

7.6 All wood brought to site should be clean shall not have any preservative or other coating/covering.

7.7 All rejected decayed, bad quality wood shall be immediately removed from site.

7.8 All wood brought to site must be stacked-stored properly as per instructions.

8.0 PLYWOOD:

8.1 Plywood/medium density fibre board/teak practical board/ Veneer shall be as specified in the approved list of manufacturers shall be used.

8.2 Commercial ply shall confirm I. S. I. 303 of approved make.

8.3 Marine plywood shall generally conform to generally I. S. 303 BWR or unless specified I.S.710-1980(BWP)

8.4 Particle board shall be phenol formaldehyde bonded and generally conform to I. S. 3087-1965.

8.5 Only 3mm to 4mm thick straight-grained groups matching approved veneers shall be used. No extra claim will be entertained for veneer if found of extra thickness.



MODE OF MEASUREMENT

1. Unless otherwise stated, all pipes shall be measured net, length as laid and measured overall fittings, such as bends, junctions, etc., and given in running meters. The length shall be taken along the center line of the pipes and fittings.
2. Length of fittings viz, taps, valves, traps etc., which are paid under appropriate items shall not be re-measured under linear measurements as enumerated above.
3. Soil waste and vent pipes shall be measured along the center line of the stack including the connecting bends/tees to W.C. Pan, Nahani trap, etc. and shall be paid as enumerated above.
4. W.C. Pans, Lavatory basins, Sinks, Drain boards, Urinals, Mirrors, Glass shelf Toilet paper Holder, shall be measured by number and shall include all accessories as enumerated in detail specification under each item.
5. Unless otherwise specified, all types of taps, valves, etc., shall be measured by number and paid separately.
6. Manholes, inspection Chambers, Gully traps, etc. shall be constructed according to detail specification and measured by number and paid separately. The depth of Manhole shall mean the vertical distance from the top of the Manhole cover to the outgoing invert of the main drain channel.

Signature of Contractor with Seal



7. Water meter shall include Y strainer and other appurtenances required by the local bodies and shall include brick masonry chamber, etc., as per detailed specifications and item shall be measured by number and paid for accordingly or as per schedule of quantity.

---00--



PREAMBLE TO SCHEDULE OF QUANTITIES

Note: While quoting rates for each item of work, the contractor shall include for the following irrespective whether it has been mentioned or not in the description of the item without any extra claim / payment.

10. All unexposed surfaces of timber (any variety) used shall be treated with necessary coats of wood preservative.
11. All exposed surfaces of timber (any variety) shall also have necessary coat of wood primer / putty and paint / polish as per description in the item.
12. Before making bulk quantities, the contractor shall make each of the item as sample and get it approved in writing from the consultants minor modification if and as suggested by the consultant the same shall have to be incorporated without any extra cost.
13. All exposed edges of ply board shall be fixed with cedar / teak wood lipping.
14. All fabrics / leatherite to be used shall cost Rs. 300/- per meter unless otherwise specified in the item.

Difference in cost for approved sample shall be adjusted accordingly.
15. For furniture item where required whether mentioned or not shall be include providing an fixing of Brass / Power coated handles /knobs multipurpose locks, mini tower bolts ,ball catchers, hinges, screws and sliding rails etc.
16. Back of all storage, cabinets, and consoles shall be in 6mm commercial ply only.
17. Thickness of laminates to be used shall be 1 mm except where specified.
18. Ant termite treatment is to provide for all wood / board /ply used in the storage.

Signature of Contractor with Seal

SBI INFRA MANAGEMENT SOLUTIONS PVT.LTD.

STATE BANK OF INDIA.
LOCAL HEAD OFFICE, 3rd FLOOR, C-6, G- BLOCK,
SYNERGY BUILDING, BANDRA-KURLA COMPLEX,
BANDRA (EAST), MUMBAI-400 051.

PART – B: PRICE BID

TENDER FOR:

**PROPOSED INTERIOR & CIVIL WORKS OF RETAIL ASSETS CENTRALISED
PROCESSING CENTER AT FIRST FLOOR, ASHOK SILK MILIS COMPOUND,
LBS MARG, GHATKOPAR (WEST),MUMBAI-400 086.**

TENDER SUBMITTED BY:

NAME : _____
ADDRESS : _____

DATE : _____

ARCHITECT:

**KALA AREKHAN
ARCHITECT & INTERIOR DESIGNER,
101, VINDHYCHAL CO-OP HOUSING SOC,
PLOT NO. 204, SECTOR IV, CHARKOP,
KANDIVLI (W), MUMBAI-400 067.
TEL NO: 2868 2567.
E MAIL: kala_arekhan@yahoo.com**

Signature of Contractor with Seal

STATE BANK OF INDIA					
<u>TENDER FOR INTERIOR WORK OF RACPAC OFFICE AT FIRST FLOOR, ASHOK SILK MILL COMPOUND, GHATKOPER WEST, MUMBAI.</u>					
Sr.No	Description	Qty.	Per	Rate	Amount (Rs.)
PART (A) INTERIORS WORKS					
I (A)	LOOSE FURNITURE WORKS:				
1	TABLES :				
a)	Prov. & Making AGM Table (Size10'-0" x 3'-0"x2'-6" ht.) [2.74Mt.x 0.91Mt.x 0.76Mt.] with 18"wide Side Storage Unit (Size:4'-0" x 1'-6" wx2'-6" ht.) [1.2Mt.x 0.46Mt.x 0.76Mt.]; Providing and Making AGM table made out of 18mm thick ISI 303 BWR grade ply boxing of approved quality and make. Teak wood lippings, foot rest etc. Table top made out of 18mm thick angular ISI 303 BWR-grade ply backing table with matching front facia with 12mm thk. blue lacquered / back painted toughened glass modesty pannel as per detail drawing. with matching Veneer having 4.0mm Ply Backing and Semi-gloss melamine polish with PU coating. Sitting area will have round TW moulding one drawer units in 3Nos x 6" ht drawers with locking. Earlbihari (EBCO) powder coated Telescopic channels to be provided all the drawers, key board trays, space for CPU stand, wire manager etc; Table top should be finished with veneer and dark border front facia in side. Complete internally finished with white laminate on inside area of drawer units. Key board trays etc. as per the design & instructions. Contd..	1	Nos.		

Signature of Contractor with Seal

	The rate should be inclusive of One Piece Top of 12mm thk. Toughen Glass with machine polished bevelled edges and side storage unit of abovementioned size with one line of Drawer 4" ht. and Shutters below with one no. of 18mm. ply shelf. to be finished with matching Veneer having 4.0mm Ply Backing having Semi-Gloss melamine polish with PU Coating externally and internally with the 0.8mm thk. white laminate.				
b)	<p>Prov. & Making CM Tables (Size 5'-6" x 2'-6" x 2'-6" ht.) [1.68Mt.x 0.76Mt.x 0.76Mt.] with 16" storage (Size: 3'-6" x 16" wide x 2'-6" ht.) [1.07Mt.x 0.91Mt.x 0.76Mt.]:</p> <p>Providing and Making CM tables made out of 19mm thick ISI 303 BWR grade ply boxing of approved quality and make. Teak wood lippings, foot rest etc. Table top made out of 12mm thick ISI 303 BWR-grade ply backing, Sitting area will have one drawer units in 3 Nos x 6" ht. drawers with locking arrangements. Earlbihari powder coated Telescopic channels to be provided all the drawers, key board trays, space for CPU stand, wire manager etc; front fascia in side & out side finished with light & dark colour matching laminate finish with semi gloss melamine polish and french polish on inside area of drawer units. Key board trays etc. as per the designs patterns, details and instructions. Contd...</p>	4	Nos.		
	The rate should be inclusive of Top 12mm thk. Toughen Glass with machine polished bevelled edges and side storage unit with one line of Drawer 4" ht. and Shutters below with one no. of 18mm. ply shelf. to be finished with matching Laminate having externally and internally with the 0.8mm thk. white laminate.				

c)	<p>Prov. & Making Officer NPA Back/PA Tables (Size 5'-0" x 2'-6" x 2'-6" ht.) [1.68Mt.x 0.76Mt.x 0.76Mt.] With 16" storage (Size: 3'-6" x 16" wide x 2'-6" ht.) [1.07Mt.x 0.91Mt.x 0.76Mt.]: Providing and Making CM tables made out of 19mm thick ISI 303 BWR grade ply boxing of approved quality and make. Teak wood lippings, foot rest etc. Table top made out of 12mm thick ISI 303 BWR-grade ply backing, Sitting area will have one drawer units in 3 Nos x 6" ht. drawers with locking arrangements. Earlbihari (EBCO) powder coated Telescopic channels to be provided all the drawers, key board trays, space for CPU stand, wire manager etc; front fascia in side & outside finished with light & dark colour matching laminate finish with semi-gloss melamine polish and 0.8mm. thk. White laminate inside area of drawer units, Key board trays etc. as per the designs patterns, details and instructions.</p> <p>Contd..</p>	6	Nos.		
	<p>The rate should be inclusive of side storage unit of above mentioned size with one line of Drawer 4" ht. and Shutters below with one no. of 18mm. ply shelf. to be finished with matching Laminate having externally and internally with the 0.8mm thk. white laminate</p>				

Signature of Contractor with Seal

d)	Prov. & Making OFFICER/ CLERK Admin Dept/ Record Side.(Size 4'-6"x 2'-6"x2'-6") [1.37Mt.x 0.76Mt.x 0.76Mt.] with 18" deep side storage unit (Size:3'-3" x 16"wide x 2-6" ht.) [0.99Mt.x 0.76Mt.x 0.76Mt.] : Providing and Making tables made out of 19mm thick ISI 303 BWR grade ply boxing of approved quality and make. Teak wood lippings, foot rest etc. Table top made out of 12mm thick ISI 303 BWR-grade ply backing, Sitting area will have one drawer units in 3 Nos x 6" ht. drawers with locking arrangements. Earlbihari (EBCO)powder coated Telescopic channels to be provided all the drawers, key board trays, space for CPU stand, wire manager etc; contd..	2	Nos.		
	The rate should be inclusive of side storage unit of above mentioned size with one line of Drawer 4" ht. and Shutters below with one no. of 18mm. ply shelf. to be finished with matching Laminate having externally and internally with the 0.8mm thk. white laminate.				
e)	Prov. & Making Record Side.(Size 4'-6"x 2'-6"x2'-6") (without Side Storage Units) [1.37Mt.x 0.76Mt.x 0.76Mt.] : Providing and Making tables made out of 19mm thick ISI 303 BWR grade ply boxing of approved quality and make. Teak wood lippings, foot rest etc. Table top made out of 12mm thick ISI 303 BWR-grade ply backing, Sitting area will have one drawer units in 3 Nos x 6" ht. drawers with locking arrangements. Earlbihari (EBCO) powder coated Telescopic channels to be provided all the drawers, key board trays, space for CPU stand, wire manager etc;	2	Nos.		

Signature of Contractor with Seal

f)	<p>Prov. & Making AUDITOR TABLE (Size 6'-0"x 2'-9"x2'-6") [1.83Mt.x 0.84Mt.x 0.76Mt.] with Side Storage Unit unit (Size:4'-6" x 16"wide x 2'-6" ht.) [1.37Mt.x 0.76Mt.x 0.76Mt.] :</p> <p>Providing and Making AUDITOR table made out of 19mm thick ISI 303 BWR grade ply boxing of approved quality and make. Teak wood lippings, foot rest etc. Angular Table top made out of 12mm thick ISI 303 BWR-grade ply backing, Sitting area will have one drawer units in 3 Nos x 6" ht. drawers with locking arrangements. Earlbihari (EBCO) powder coated Telescopic channels to be provided all the drawers, key board trays, space for CPU stand, wire manager etc; front fascia in side & outside finished with light & dark colour matching laminate finish with semi gloss melamine polish and 0.8mm. thk. White laminate inside area of drawer units, Key board trays etc. as per the designs patterns, details and instructions. Contd...</p>	1	Nos.		
	<p>The rate should be inclusive of side storage unit of abovementioned size with one line of Drawer 4" ht. and Shutters below with one no. of 18mm. ply shelf. to be finished with matching Laminate having externally and internally with the 0.8mm thk. white laminate.</p>				

Signature of Contractor with Seal

g)	<p>Prov. & Making SBI LIFE/ INSURANCE (Size 5'-0"x 2'-9") [1.4Mt.x 0.84Mt.x 0.76Mt.] :</p> <p>Providing and Making tables made out of 19mm thick ISI 303 BWR grade ply boxing of approved quality and make. Teak wood lippings, foot rest etc. Curved Table top made out of 12mm thick ISI 303 BWR-grade ply backing, Sitting area will have one drawer units in 3 Nos x 6" ht. drawers with locking arrangements. Earlbihari (EBCO) powder coated Telescopic channels to be provided all the drawers, key board trays, space for CPU stand, wire manager etc; front fascia in side & outside finished with light & dark colour matching laminate finish with semi gloss melamine polish and 0.8mm. thk. White laminate inside area of drawer units. Key board trays etc. as per the designs patterns, details and instructions.</p>	3	Nos.		
h)	<p>Prov. & Making AGM Side Meeting Room Veneer finish table (Size 9'-0" x 3'-0") [2.74 x 0.75 Mt.] : Prov. & mak. Meeting room table with 19mm. Thk. ISI 303 BWR grade Ply with 1.5" thk. Y shape Supports at both ends connected with central vertical support finished with Veneer having 4.0mm Ply Backing to be finish with Semi-gloss melamine polish with PU coating of approved quality and shade. The top should have angular facia with boxing running around periphery for Electric and Computer switch Sockets and wiring.</p>	1	Nos.		

Signature of Contractor with Seal

i)	Prov. & Making Centre Tables Laminate Finish Customer Area Size: 3'-0" x 1'-6" (0.90Mt. x 0.45Mt.): Prov. & mak. Meeting room tables with 19mm. Thk. ISI 303 BWR grade Ply with 1.5" thk. Y shape Supports at both ends connected with 6" wide central vertical support boxing finished with Laminate having of approved quality and shade	2	Nos.		
j)	Prov. & Making Round table (Size 2'-6" dia) [0.76Mt.] : Providing & making Documentation table with 2'-6" dia. 12mm. Thk. Bevelled edge Glass fixed on 1.5" thk. 19mm BWR Grade Ply of Cross legs with matching laminate finished having Nylon Buffers at base and Vaccume Catch for fixing of glass.	4	Nos.		
k)	Prov. & Making Round table (Size 2'-6" dia) [0.76Mt.] : Providing & making AGM Lunch table with 2'-6" dia. 12mm. Thk. Bevelled edge Glass fixed on 1.5" thk. 19mm BWR Grade Ply of Cross legs with matching Veneer finished with Semi-Gloss Melamine polish with PU Coating having Nylon Buffers at base and Vaccume Catch for fixing of glass.	1	Nos.		
l)	Prov. & Making Corner tables (Size 1'- 6" x 1'-6"x1'-6"ht.) [0.46Mt.x 0.46Mt. x 0.46Mt.] : Providing & making Decorative Square corner tables with unique 19mm thk. ply boxing with Veneer to be finish with Semi-Gloss melamine polish with PU Coating & 1/2" Thk. Glass top having bevelled edges OR 19mm. Thk. Ply base finished with 12mm. thk. Corean Board of Marino Helix P004 Solaris White etc. complete as per Architect's Instructions.	7	Nos.		

Signature of Contractor with Seal

m)	Prov. & Making System Room Counter Size 2'-0"x 6'-6" (0.60Mt.x 2.0Mt.): Providing & fixing System Room Counter in 3/4"thk.ply.finished with 1.0mm thk. Sued/matt finished laminate of app. shade as per design including key board drawer on telescopic channels & storage box with 5" ht. drawer on telescopic channels, with both side shutters below & locking arrangement .Internally to be finished with white laminate as per Architect's instructions.	2.00	R.Mt.		
2	Prov. & Making Xerox/ Printer Scanner Counter Size 2'-0" x 10'-0" (0.60Mt. x 3.0Mt.): Providing & fixing L-Shape Utility Counter in 3/4"thk.ply.finished with 1.0mm thk. Sued/matt finished laminate of app. shade as per design including key board drawer on telescopic channels & storage box with 5" ht. drawer on telescopic channels, with both side shutters below & locking arrangement .Internally to be finished with white laminate as per Architect's instructions.	8	R.Mt.		
3	Prov. & Making Curved Coordination Counter Desk Size 2'-0" x 17'-9" (0.60Mt. x 5.42Mt.): Providing & fixing Curved Counter Desk in 3/4"thk.ply.finished with 1.0mm thk. Sued/matt finished laminate of app. shade with curved front apron of 5mm. thk. BWR grade ply fin. With matching light/ dark colour laminate as per design including key board drawer on telescopic channels & 4 no.s of 15" storage box with 5" ht. drawer on telescopic channels, with shutters below & locking arrangement. Internally to be finished with 1.0mm. thk. White laminate as per Architect's instructions.	5.42	R.Mt.		

Signature of Contractor with Seal

4	<p>Prov. & Fix. Single Window counter with Side storage (Cash/ Franking) Size of Counters 5'-0" x3'-0"x2'-6"(1.52Mt.x 0.9Mt.x 0.76Mt.) & Side Storage: 3'-6" x 1'-6"x 2'-6"(1.06Mt.x 0.45Mt.x 0.76Mt):</p> <p>Providing and fixing Single Window Counter with 1'-6" wide customer counter top at 9" ht. from main counter top of 1.0mm thk. White Core Laminate with 1.5" Thk. Bull Nose Moulding from inside with zink polish and Curved Machine polished edge from outside dropped down to form light pelmet on front Apron as per detail drawing. The counter should have 1'-3" thk. ellipsoidal divider partition of 8mm.thk IS 303 BWR grade ply with 2" x 2" size aluminium pipe frame finished with Dark colour Laminate with round moulding all around to hoist the 12mm. thk. Toughened Glass Vertical front as per detail drawing. The Front Apron will have Dark Blue colour Laminate (CF 232 of Royal Touch co.) with 4" ht. Skirting as per drg. Including keyboard drawer on telescopic channels and 15" deep storage box with 3 no.s drawers of eq. size The top drawer with 6mm. thk. ply. Dividers for Separation of Notes fin. With 0.8mm. thk. white laminate. Contd...</p>	2	Nos.		
---	---	---	------	--	--

	<p>This should have 3/4' thk.ply shelf fin. with matching Laminate for CPU as per drawing with T.W. member of 2 1/2" x 1 1/2" member at skirting level for foot rest. All external edges to be in coloured polished and internal surfaces to be finished with 1.0mm. thk. white laminate as per Arch.'s instructions. (clear width of counter 2'-6") The rate should be inclusive of 15" deep Side storage units of 2'-6" x 3'-6" size with sliding/ openable shutters with one no of shelf and 2 no.s of 4" ht. single line drawers on top with locking arrangement with matching colour Laminate etc. Counter & Side Storage Top to be finished with 1.0mm. thk. white Core Laminate having 1.5mm. thk. edges and Bull Nose moulding from inside with Semi Gloss White Zink Polish with necessary Putty and primer etc. Complete.</p>				
5	<p>Prov. & Making Workstations Size 5'-0"x 5'-0" (1.5Mt.x 1.5Mt.) : Prov. & Making Angular Workstations of 3/4" thk. Commercial ply and 1/0mm thk. Sued laminate of approved shade with one no. of Key board and drawer unit with one drawer and file storage below with locking arrangement finished with 1.0mm. thk. laminate externally and internally with 0.8mm. thk. White laminate.</p>	29	Nos.		
6	<p>Prov. & Making L-Shape Documentation Desk Size 5'-0"x 4'-9" (1.52Mt. x 1.45Mt.) : Prov. & making 5'-0" x 4'-9" size L-shape documentation desk with 2'-0" & 1'-6" wide 19mm. Thk. BWR grade ply top and vertical finished with matching laminate to all exposed surfaces & edges including key board drawer on telescopic channels with 15" wide drawer box with storage below at one side and CPU Stand on other side.</p>	4	No.s		
7	DOORS :				

Signature of Contractor with Seal

a)	<p>Prov. & Making Main entrance (Size 4'-3"x 7'-0") [1.3Mt.x 2.13Mt.] :</p> <p>Providing & erecting Single leaf new main entrance door of 4'-3" x 7'-0" size with 12mm. thk. toughened Glass with matching horizontal etched linings of 1" frost & 1/2" clear as per design/ Etched Emblem of Bank on top on each pannel. Matt steel door handles with floor locking 48" ht. of Enox or equivalent Co. make on the both the side/ The rate should be inclusive all hardware like S.S. finished Patch fitting Hinges, Floor spring Enox, Ozone, Haffele, Dorma make etc. complete, Rate should be inclusive of 4'-0" ht. S.S. Matt Steel door handles with floor locking arrangement of Enox co. etc. complete as per the designs and details form the Architects. The Rate shall be inclusive of Horizontal Etched Linings In between 3' to 6' horizontal etched linings of 1" frost & 1/2" clear as per design.</p>	1	Nos.		
b)	<p>Prov. & Fixing Rear entrance (Size 4'-3"x 7'-0") [1.3Mt.x 2.13Mt.] :</p> <p>Providing and fixing 35 mm. thk. flush door shutters with both side 1.0mm thk. Laminate finish, etc as per the instructions. The rate should be inclusive all hardware like 3 No.of brass hinges. C.P. handles, Dead Lock, Door closer of Enox, Ozone, Haffele, Dorma make etc. complete as per the designs and details form the Architects.</p>	1	Nos.		

Signature of Contractor with Seal

c)	<p>Prov. & Fixing Customer Lounge (Size 3'-6"x 7'-0") [1.06Mt.x 2.13Mt.]:</p> <p>Providing & erecting Single leaf new main entrance door of 3'-6" x 7'-0" size with 12mm. thk. Toughened Glass with matching horizontal etched linings of 1" frost & 1/2" clear as per design/ Etched Emblem of Bank on top on each panel. Matt steel door handles with floor locking 48" ht. of Enox or equivalent Co. make on the both the side/ The rate should be inclusive all hardware like S.S. finished Patch fitting Hinges, Floor spring Enox, Ozone, Haffele, Dorma make etc. complete, Rate should be inclusive of 4'-0" ht. S.S. Matt Steel door handles with floor locking arrangement of Enox co. etc. complete as per the designs and details form the Architects. The Rate shall be inclusive of Horizontal Etched Linings In between 3' to 6' horizontal etched linings of 1" frost & 1/2" clear as per design</p>	1	Nos.		
d)	<p>Prov. & Fixing Record/Store (Size 3'-6"x 7'-0") [1.06Mt.x 2.13Mt.]:</p> <p>Providing and fixing 35 mm. thk. flush door shutters with both side 1.0mm thk. laminate finish ,etc as per the instructions. The rate should be inclusive all hardwares like 3 No.of brass hinges C.P. handles, Dead Lock, Door closer of Enox, Ozone, Haffele, Dorma make etc. complete as per the designs and details form the Architects. (Size 3'-6" x 7'-0")</p>	2	Nos.		

Signature of Contractor with Seal

e)	Prov. & Fixing UPS/System/Pantry/ Lunch (Size 3'-0"x 7'-0") [0.91Mt.x 2.13Mt.]: Providing and fixing 35 mm. thk. flush door shutters with both side 1.0mm thk. Laminate finish, etc as per the instructions. The rate should be inclusive all hardwares like 3 No. of brass hinges C.P. handles, Dead Lock, Door closer of Enox, Ozone, Haffele, Dorma make etc. complete as per the designs and details form the Architects. (Size 3'-0" x 7'-0")	4	No.		
f)	Prov. & Fixing Toilet Main doors (Size 3'-0" x 7'-0") [0.91Mt.x 2.13Mt.] : Prov.& Fixing 35 mm. thk. flush door shutters with both side 1.0mm thk. Textured laminate finish etc. as per the instructions. The rate should be inclusive all hardwares like 3 No.of brass hinges C.P. handles, Dead Lock, Door closer of Enox, Ozone, Haffele, Dorma make etc. complete as per the designs and details form the Architects. (Size 3'-0" x 7'-0")	4	No.		
g)	Prov. & Fixing Internal Toilet doors (Size 2'-6" x 7'-0") : Prov.& Fixing Anodised Aluminium Frame doors with 8mm. thk. backelite sheet of approved design & colour including necessary hardware like 3 No.of S.S hinges. 4" ht. Alluminium anodised handles, Baby Latch with In/ out signage of Enox, Ozone, Haffele, Dorma make etc.complete as per the designs and details form the Architects. (Size 2'-6" x 7'-0")	8	No.		

Signature of Contractor with Seal

8	Prov. & Fixing M.S. Collapsible Gate : Providing and fixing 3 no.s M.S. Collapsible Gates with standard size gate telescopic channels having 20mm.x 5mm.M.S.patti's inside & M.S. Angle (31x31x3 size) frame with Red-oxide based coat & two coats of Black Oil- Paint etc. complete.	7	Sq. Mt.		
I (A)	TOTAL AMOUNT OF LOOSE FURNITURE WORK :				
I (B)	FIXED FURNITURE WORKS:				
1	Prov. & Fixing Cash/ Franking Side & Rear Low Ht. Glass Partition (With doors): Providing & Fixing 4'-0" HT. Partly Glazed Partition made of 18 gauge aluminium section members of 2 1/2" x 1 1/2"@ 2'-0" centre to centre fixing with 12mm thick Exterior Grade MDF particle board on both sides and complete with approved colour 1.0 mm thick laminate finish of approved quality, 2'-6" HT. 12mm. thk. glass above 2'-6" from Floor level with 6"ht. member on top, with approved colour 1.0 mm. thick laminate finish door shutter with both side laminate. The rate should be inclusive all hardware like 3 Nos of brass hinges, C.P. handles, etc. deadlocks, heavy duty, door closers complete as per the designs and details from the Architects along with necessary openings in the partition (if needed) such as for electrical conduits and switches, data cabling etc.(Ht. of the partitions up to 4' -6" and 2' - 6" laminate finish top shall be considered for payment and alternate, corner vertical members comp. as per the instruction	15.5	Sq. Mt.		

Signature of Contractor with Seal

2	<p>Prov. & Fixing Full ht. Both Side Veneer Solid Partition (With doors) : Prov.& fixing Full ht. Solid partition with 18 gauge aluminium section members of 2" x 2" (Weight should be 210 gms/ Rft) @ 2'-0" centre to centre frame both ways including 12mm. thk. Exterior grade particle board on both sides with Veneer having 4.0mm Ply Backing finished with Semi-Gloss Melamine polish with PU Coating as directed. Complete as per design. and door with both side approved colour Veneer having 4.0mm Ply Backing with Semi-Gloss Melamine Polish finish on door shutter. The rate should be inclusive all hardware like 3 Nos of brass hinges, 1'-0" Ht. C.P. Matt finished handles, etc. deadlocks, heavy duty, door closers complete as per the designs. Rate should be inclusive of additional 2" x 2" 18 Gauge Aluminium member at skirting level.</p>	25	Sq.Mt.		
---	---	----	--------	--	--

Signature of Contractor with Seal

3	<p>Prov. & Fixing Full ht. Solid Partition One Side Laminate One Side Veneer (With doors) :</p> <p>Providing & Fixing Solid Partition made of 18 gauge aluminium section members of 2 1/2" x 1 1/2"@ 2'-0" centre to centre fixing with 12mm thk. Exterior Grade MDF particle board on both sides and complete with One Side Veneer having 4.0mm Ply Backing with Semi-Gloss Melamine Polish with PU coating and Other side approved colour 1.0 mm thick laminate finish on the outer side, Rate should be inclusive of necessary door openings in the partitions (if needed) such as for A/C, grills, electrical conduits and switches, data cabling etc. (Ht. of the partitions up to soffit of false ceiling / laminate finish top shall be considered for payment and the alternate, corner vertical members complete as per the instructions of Architect.)</p>	41	Sq.Mt.		
4	<p>Prov. & Fixing Full ht. Laminate Solid Partition (With doors):</p> <p>Prov.& fixing Full ht. Solid partition with 18 gauge aluminium section members of 2" x 2" @ 2'-0" centre to centre frame both ways including 12mm thk. Exterior grade particle board on both sides with 1.0mm sued/matt finished laminate as directed. Complete as per design. and door with both side approved colour 1.0 mm. thick laminate finish on door shutter. The rate should be inclusive all hardware like 3 Nos of brass hinges,1'-0" Ht. Matt finished C.P. handles, etc. deadlocks, heavy duty, door closers complete as per the designs. Rate should be inclusive of additional 2" x 2" 18 Gauge Aluminium member at skirting level if required.</p>	35	Sq.Mt.		

Signature of Contractor with Seal

5	Prov. & Fixing Full ht. Calcium Silicate Solid Partition (With doors & Paint) : Prov.& fixing Full ht. Solid partition with 18 gauge aluminium section members of 2" x 2" @ 2'-0" centre to centre frame both ways including 12mm. thk. Calcium Silicate boards on both sides finished Off White Acrylic Emulsion paint on both sides with one coat of primer as directed. Complete as per design. and door with both side approved colour 1.0 mm. thick laminate finish on door shutter. The rate should be inclusive all hardware like 3 Nos of brass hinges, 1'-0" Ht. C.P. handles, etc. deadlocks, heavy duty, door closers complete as per the designs. Rate should be inclusive of additional 2" x 2" 18 Gauge Aluminium member at skirting level.	15	Sq.Mt.		
6	Prov. & Fixing Full ht. Toughened Glass Partitions (With doors): Prov. & fixing 12mm. thk. Full Ht. Toughened Glass partition with etched horizontal lines of 1" ht. & 1/2" clear space in between as per design. Rate should be inclusive of additional Aluminium profile fixed in the flooring & above finished false ceiling level to wooden / unfinished partition to existing ceiling level with necessary patch fittings as required to hold the glass partition. All exposed glass surfaces should be machine polished edges neatly covered with clear silicon sealant. The Rate shall be also inclusive of floor spring, necessary hardware, 12" Ht. Matt steel Door Handles, & Patch type S.S. Matt finish Center- locking arrangement & In between 3' to 6' ht., horizontal etched linings of 1" frost & 1/2" clear as per design etc. complete.	80	Sq.Mt.		

Signature of Contractor with Seal

7	<p>Prov. & Fixing Full ht. Partly Glazed Partitions (With doors):</p> <p>Providing & Fixing Partly Glazed Full Ht. Partition made of 18 gauge aluminum section members of 2" x 2" @ 2'-0" centre to centre fixing with 12mm thk. Exterior Grade MDF particle board on both sides and complete with approved colour 1.0 mm thick laminate finish of approved quality with 8mm. thk. glass above 3'-0" ht. up to 7'-0" ht. having matching horizontal etching lining with machine polish edges all around as per design; Rate should be inclusive of necessary openings in the partitions (if needed) such as for electrical conduits and switches, data cabling etc.(Ht. of the partitions upto soffit of false ceiling / laminate finish top shall be considered for payment and the alternate, corner vertical members complete as per the instructions of Architect.)</p>	40	Sq.Mt.		
8	<p>Prov. & Fixing Solid Partition Low ht (Partly Glazed) : Prov.& fixing low height partly glazed partition with 18 gauge aluminium section members of 2" x 2" @ 2'-0" centre to centre frame both ways including 12mm. thk. Exterior grade MDF particle board on both sides 1.0mm Texture finished laminate upto 3'-0" ht. Complete as per design. And 1'-0" ht. 12mm Thk. Glass with machine polished edges to be fixed with matt steel D- brackets as per design. Rate should be inclusive of additional 2" x 2" 18 Gauge Aluminium member at skirting level. All exposed edges of the partition to be finished with matching 1.0mm Thk. Texture Laminate.</p>	145	Sq.Mt.		

Signature of Contractor with Seal

9	<p>Prov. & Fixing Storage Unit Full ht 7'-0" ht.(2.13Mt.) :</p> <p>Providing & fixing Full ht storage filling Unit 18" deep of 19mm.thk. ISI 303 BWR grade ply boxing with 1"thk. Block Board shutters finished with 1mm thk. Sued/matt finished laminate of app. shade as per design and 6mm.thk. ply back with 2 no.s of shelf to be finished with 1mm thk. sued white laminate & Lock etc. complete.</p>	65	Sq.Mt.		
10	<p>Prov. & Fixing Storage Unit Low ht (2'-0"/2-6"/4'-0" ht.) :</p> <p>Providing & fixing Low ht storage filling Unit 15" deep of 19 mm. thk. ISI 303 BWR grade ply boxing and on shutters finished with 1mm thk. Sued/matt finished laminate of app.shade as per design and 6mm.thk. ply back with 2 no.s of shelf to be finished with 1mm thk. sued white laminate & Lock etc. complete.</p>	62	Sq.Mt.		
11	<p>Prov. & Fixing Rear Side Storage Unit in AGM cabin/Meeting Room (Veneer):</p> <p>Providing and fixing new wooden storage unit 15" deep with side boards made out of 19mm thick ISI 303 BWR grade ply boxing, teak wood lippings sliding /openable shelves (19mm thick) and fully exposed area finished with Veneer having 4.0mm Ply Backing of approved quality with melamine polish with PU coating and shade inside area finished with 1.0mm thk. sued/matt white laminate etc. complete as per designs patterns and instructions</p>	7	Sq.Mt.		

12	<p>Prov. & Fixing Laminate Column Cladding: Prov.& fixing Cladding to Columns in office area with 18 gauge aluminium section members of 2 " x 1 " @ 2'-0" centre to centre frame both ways including BWR Grade 6mm thk.ply on with 1.0mm sued/matt finished laminate upto ceiling level. as per design. Complete as per design. Rate should be inclusive of Gypsum Sheet with white Paint/ Com ply with white laminate above door height upto the ceiling bottom & additional 2" x 1 1/2" T.W. member at skirting level.</p>	73	Sq.Mt.		
13	<p>Prov. & Fixing Veneer Column Cladding: Prov.& fixing Cladding to Columns in office area with 18 gauge aluminium section members of 2" x 1" @ 2'-0" centre to centre frame both ways including 12mm thk. Exterior grade particle board with Matching Veneer having 4.0mm Ply upto ceiling level. as per design. Complete as per design. Rate should be inclusive of Gypsum Sheet with white Paint/ Com ply with matching veneer above door height upto the ceiling bottom & additional 2" x 1 1/2" T.W. member at skirting level.</p>	4	Sq.Mt.		
14	<p>Prov. & Fixing Laminate Panelling to walls : Prov.& fixing panelling to walls in office area with 18 gauge aluminium section members of 2 " x 1 " @ 2'-0" centre to centre frame both ways including Exterior Grade 12mm thk. particle board with 1.0mm sued/matt finished laminate upto ceiling level. as per design. Complete as per design. Rate should be inclusive of 1) 3D GRG Pannel with matching paint of approved colour above 4' ht. up to 7'-0" ht. at intervals as per design. Basic cost of 3D GRG Pannel Rs. 325/- per sft. 2) Gypsum Sheet with white Paint/ Com ply with white laminate above door height upto the ceiling bottom & additional 2" x 1 1/2" T.W. member at skirting level.</p>	150	Sq.Mt.		

Signature of Contractor with Seal

15	Prov.& Fixing Veneer Panelling to walls: Prov.& fixing panelling to walls in AGM Cabin & Meeting room with 18 gauge aluminium section members of 2" x 1" @ 2'-0" centre to centre frame both ways including 12mm thk. Exterior Grade particle board with matching veneer upto ceiling level with semi gloss melamine polish with PU Coating Complete as per design. Rate should be inclusive of 1) 3D GRG Pannel with matching paint of approved colour above 4' ht. up to 7'-0" ht. at intervals as per design. Basic cost of 3D GRG Pannel Rs. 325/- per sft. 2) Gypsum Sheet with white Paint/ Comply with white laminate above door height upto the ceiling bottom & additional 2" x 1 1/2" T.W. member at skirting level.	53	Sq.Mt.		
16	Prov. & Fixing Red Mirranti/ Saal Wood Frame Shutters: Prov.& fixing red mirranti/Saal Wood frame shutters with 19mm. thk. BWP marine grade ply fin. with matching laminate from outside/ edges and inside with white laminate with heavy duty magnetic catch and 4" ht. S.S. C-shape handles for pantry platform	2.5	Sq.Mt.		
I (B)	TOTAL AMOUNT OF FIXED FURNITURE WORK :				

Signature of Contractor with Seal

II (A)	OTHER WORKS:				
	P.O.P. WORK :				
1	<p>Prov. & Fix. Gypsum Ceiling with painting :</p> <p>Providing & Fixing suspended 12.5 mm thick gypsum false ceiling, includ G.I. Perimeter channels of size 0.55 mm thick having one flange of 20mm & another flange of 30mm & aweb of 27mm along with perimeter of ceiling screw fixed to brick wall/ partition with the help of nylon sleeves and screws at 600mm centres then suspended G.I. Intermediate channels of size 45mm x 0.9mm thk. with 2 flanges of 1.5mm each from the soffit at 1220mm centres with the ceiling angle of width 25mm x 10mm x 0.55mm thk. fixed to soffit with G.I. & steel expansion fastners. (As per manufacturer's specifications)</p> <p>Notes:- 1. Area of the False Ceiling wil be measured in plan ie; Wall to Wall. 2. Rate Shall be inclusive of 3/4" thk. Ply Vertical patta supports at the junction of the windows. 3. Rate shall be also inclusive of Two Coats of White Acrylic Emulsion Paint with One Coat of Primer after prparing proper plain surface after scrubbing etc. 4. Rate shall be also inclusive of preparing holes for concealed light fixtures.</p>	270	Sq.Mt.		
2	<p>Prov. & Fixing Mineral Fibbre (Armstrong or Eq. Co.) Ceiling: Providing and fixing Armstrong (Fine Fissured Micro Look with Tagular Edge using 15mm Grid sections) false ceiling of size 24"x24" at levels as shown in the drawing. from FFL. Rate shall be inclusive of providing the total system with installation etc.. The contractor has to maintain all tiles in good order and replace the defected tiles (at his own cost) before handing over the site for Branch Operations (till Inauguration). Rate shall be inclusive of 4'-0" x4'-0" / adequate size Ply framing for fixing of Cassette AC machines as per the drawing.</p>	300	Sq.Mt.		

Signature of Contractor with Seal

3	Prov. & fix. Gyp. Board 6" Deep patta : Prov. & fixing Gyp. Board 6" Deep patta at junction of walls and Ceiling and edges of Tube light Truff. With 10" wide flat band. Rate Should be inclusive of additional backing vertical patta only front side patta will be measured for the calculation for cove lighting. Rate shall be inclusive of Matching Acrylic Emulsion painting with primer putty etc. complete.	153	R.Mt.		
4	Prov. & fixing Gyp. Board 2" ht. patta with painting (reverse lighting): Prov. & fixing Gyp. Board 2" ht. patta at junction of walls and Ceiling and edges of Tube light Truff. With 10" wide flat band. Rate Should be inclusive of additional backing vertical patta only front side patta will be measured for the calculation for cove lighting. Rate shall be inclusive of Matching Acrylic Emulsion painting with primer putty etc. complete.	75	R.Mt.		
5	Prov& fixing Gyp. Board 4" Deep patta Box: Prov. & fixing Gyp. Board 4" Deep patta Boxing reverse inside False Ceiling for hoisting LED Strip/Stretch Ceiling With 6" wide top flat band covering. Rate Should be inclusive of additional backing vertical patta only front side patta will be measured for the calculation for cove lighting with Acrylic Emulsion painting with primer putty etc. complete	90	R.Mt.		
II (A)	TOTAL P.O.P. WORK :				
II (B)	PAINTING WORK :				
1	Prov. & Apply. Acrylic Emulsion Paint to walls & beams : Providing & aplying Acrylic Emulsion (Plastic Paint) paint after removing existing finishes of plaster and applying texturised paint as per the Manufacturar's specifications including leveling the existing surface with plaster of POP, cracks filled with chemicals/ M-Seal material etc. complete as per site requirement and instructions of Architect.	55	Sq.Mt.		

Signature of Contractor with Seal

2	Prov. & Apply. Special Dark Colour Acrylic Paint to walls & beams : Providing & applying Special Dark Colour of Approved shade of Asian/ Berger/ ICI Dulux Co. make texturised paint after removing existing finishes of plaster and applying Special colour paint as per the Manufacturar's specifications including leveling the existing surface with plaster of POP, cracks filled with chemicals/ M-Seal material etc. complete as per site requirement and instructions of Architect.	15	Sq.Mt.		
3	Prov. & Fix Texture Paint : Providing & Fixing Birla/ Spectrum/ Nitco/ Kemtex/ Asian Paints make texturised paint after removing existing finishes of plaster and applying texturised paint as per the Manufacturar's specifications including leveling the existing surface with plaster of POP, cracks filled with chemicals/ M-Seal material etc. complete as per site requirement and instructions of Architect.	15	Sq.Mt.		
4	Prov. & Fix.Wall Paper : Providing & Pasting Wall Paper Of approved design and shade after removing existing finishes of plaster to any given wall surface with appropriate adhesive including levelling the existing surface with plaster of POP, cracks filled with chemicals/ M-Seal material etc. complete as per site requirement and instructions of Architect. (Basic Cost Of Wall Paper Rs.950/per Sq. Mt.)	15	Sq.Mt.		
5	Prov. & Applying Enamel Paint : Prov. & Applying Enamel Paint to Rolling shutter with one coat of Red Oxide Paint Primer & two coats of silver enamel paint with putry etc. complete	15	Sq.Mt.		
II (B)	TOTAL OF PAINTING WORK :				

Signature of Contractor with Seal

II (C)	MISCELLANEOUS WORKS :				
1	Prov. & Fix. Roller Blinds : Providing & Fixing Roller Blinds of Dark Black Out type Fabric of approved Colour having powder coated rods & adjustable String etc. complete of Vista or equivalent co, make	55	Sq.Mt.		
2	Prov. & Fix. 3mm.PVDF Composite Pannel at front Side : Prov. & fix. In position All. Composite Pannel Boxing with Sparkle White PVDF Coating and LDPE Copre Laminated with Alludecor EuroBond/ AltoBond/ TimexBond extrior grade 4mm. thk. with Composite of (0.5 mm.- 3.0 mm. -0.5mm. thk.) including Fabrication for the same with Alluminium Sections & necessary hardware, Silicon-Sealant (Dow Coring-789), masking Tapes, necessary Scaffolding etc. complete.	25	Sq.Mt.		
3	Prov. & Fix. Pannel Board Cabinet : Providing and fixing electrical panel board area shutter (openable and partly louvered) made out of 19mm thick BWR gradeply boxing, shutters. The Board will have 12mm. thk back of BWR gradeply with 12mm. thk bison board top on all internal surfaces and 1.0mm thick laminate finish on front, with app. colour polish to external edges brass hinges, handles etc. as per the details. The shutters should have 12" ht. All. Powder coated louvers on top and bottom for ventilation.	9.5	Sq. Mt.		

Signature of Contractor with Seal

4	Prov. & Fix. Decorative Wooden Ceiling : Prov. & Fixing Decorative wooden Ceiling with 19mm. Thk. BWR grade Ply boxing 4" ht. fixed with plain base to be finished with matching light & dark colour veneer with melamine polish / Wooden Texture Laminate of approved colour & design of Architect	9.5	Sq. Mt.		
II (C)	TOTAL AMOUNT OF OTHER WORKS :				-
III)	REMOVING & BUY- BACK ITEMS				
1	BUY BACK ITEMS: Removing Dismantling & Buy Back of all removed Furniture items including existing flooring of all types, Panelling , Partitions, Tables, wooden storages (Full ht. & Low ht.), Counters, P.O.P. / Modular false ceiling with M.S. framing, Vertical blinds / Brick Walls. Excluding chairs, Godrej Cupboards/ Steel furniture / Slotted angle Racks / Sofas etc. as per instructions given & approved by the Client / Branch Manager / Consultant at site. Contractor shall take approval & official permission before dispatching the buy-back material from site.		LS		
	TOTAL of SECTION (III)				
PART (A) SUMMARY OF CARPENTRY WORK :					
DA	TOTAL AMOUNT OF LOOSE FURNITURE WORK :				
DB	TOTAL AMOUNT OF FIXED FURNITURE WORK :				
II)	TOTAL AMOUNT OF OTHER WORKS :				
	TOTAL AMOUNT:				
III)	Less Buyback Items				
	TOTAL AMOUNT (Without GST) :				

Signature of Contractor with Seal

PART (B) CIVIL WORKS					
Sr.No	Description	Qty.	Per	Rate	Amount (Rs.)
B)	CIVIL WORK :				
1	Providing and laying (9") thick brick wall with well burnt uniform size and colour locally available approved quality bricks, and joining them together with sand cement joints 1:4 of thickness not less than 12 mm thk, including plastering on bothsides in CM 1:4CM inclusive of curing, scaffolding, raking the joints at all levels complete as directed.	12	Sq.Mt.		
2	Providing and laying (4") Single Siporex Block wall with uniform size and colour locally available approved quality Siporex Blocks, and joining them together with sand cement joints 1:4 of thickness not less than 12 mm thk, including plastering on bothsides in CM 1:4 CM inclusive of curing, scaffolding, raking the joints at all levels complete as directed.	143	Sq.Mt.		
3	Provide & Applying smooth internal Plaster to walls : Providing and laying internal sand cement plaster av 12/15 mm thk in 1:4 sand (fine) cement mix on walls including necessary shuttering, scaffolding curing etc adding polypropylene fibre of approved quality in desired quantity per bag of cement as per manufacturers specifications complete.	47	Sq.Mt.		
4	Prov. & fix. Pantry Counter: Prov. & erecting typical sandwich type Pantry counter with white marble frame base and Telephone black granite with 3" ht. granite facia with round moulding front. Rate should be inclusive of cutting of Wash basin of approved size and shape etc. complete. (Basic cost of Granite Rs.185/- per Sft)	2.5	Rmt.		

Signature of Contractor with Seal

5	Prov. & Fix. Granite Fin. W.B.Counter: Prov. & erecting typical sandwich type wash basin counter with white marble frame base and Telephone black granite with round bull nose moulding front. Rate should be inclusive of cutting of Wash basin of approved size and shape etc. complete. (Basic cost of Granite Rs.185/- per Sft)	6	Rmt.		
6	Prov. & Fix.Granite Door Frames : Prov. Making 6" Box type Granite Double frame in steps to Door with round moulding at out side & polish from other side.(Basic cost of Granite Rs.185/- per Sft)	78	Rmt.		
7	Prov. & Fix.Granite Window Frames : Prov. Making 9" Box type Granite windows frame in steps with round moulding at out side & polish from other side.(Basic cost of granite Rs.185/- per Sft.)	31	Rmt.		
8	Prov. & Laying Vitrified Tiles Flooring : Providing & Fixing Hi Gloss Nano finished Double Charged Vitrified Flooring of 1st Quality 24"X24"size in light & dark colour H.R.Jonson-Perlato/ URO/ASIAN/ Kajaria Co. make to floor in required position fixed on bed of cement mortar 1:4 Mix. Vitrified tiles shall be fixed with neat cement float filling joints neat matching colour cement slurry, rubbing, cleaning etc. complete as per instruction of Architect for following. (Basic cost of Nano Finished Double Charged Vitrified Tile of Kajaria co. is up to Rs.85/- per Sf.t) Rate shall be inclusive of 1. POP base over to take precaution from scratches till end of the work. 2. Mode of measurements will be calculated as the actual distance between finished surfaces. 3. Rate Should be inclusive of removing existing flooring and carting away debris at municipal dumping area & 4" ht. Skirting all around wall taken in Sq.ft. for payment.	645	Sq.Mt.		

Signature of Contractor with Seal

9	Provide & Apply Water proofing coba : Removing existing waterproofing treatment of any thickness roughening and cleaning the exposed top concrete of toilet slab and applying cement slurry on the top surface of the slab and laying new water proofing treatment consisting of old brickbat- coba, making a clean surface for Laying Ceramic Tiles on top laid to slopes, lines and levels, curring and carting away debris etc. complete.	40	Sq.Mt.		
10	Providing & Fixing Ceramic Flooring: (As Per Item No.9) Prov. & Laying of 1st Quality 12"X12"size (Basic cost of Ceramic tiles: 70/- sft.) Kajaria make joint free Digital Print tiles.	40	Sq.Mt.		
11	Providing & Fixing Wall Tile Dado: Prov. & Laying Ceramic Tiles of 1st Quality 12"X24"size to walls (Basic cost of Ceramic tiles: 70/- sft.) Kajaria make joint free Digital Print tiles.	215	Sq.Mt.		
12	Prov.& fix. 20" x 13" Wash Basin: Prov.& fix. 20" x 13" Wash Basin with half pedestal of app.Pastel colour as per direction of Architect etc.complete.This includes necessary plumbing, Drainage & CPVC piping with elbows etc. of Ashirwad or equi. ISI co.& C.P.fittings of Jaquar Continental make;including Piller Cock,bottle trap etc.complete	2	Nos.		
13	Prov.& Fix.Pastel Colour Wall Hung European W.C. Pans with P-Trap with M.S.floor recessed brackets & Slimline Flush tank of matching colour & make with Hand Jet spray; This includes necessary plumbing, Drainage & CPVC piping with elbows of Ashirwad or equi. ISI co., two way Bib-Cock etc. & C.P.fittings of Jaquar Continental make etc.complete	7	Nos.		

Signature of Contractor with Seal

14	Prov. & Fix. Pastel Colour Indian W.C. Pans with P-Trap & Slimline Flush tank of matching colour & make with Hand Jet spray; This includes necessary plumbing, Drainage & CPVC piping with elbows of Ashirwad or equi. ISI co., two way Bib-Cock etc. & C.P. fittings of Jaquar Continental make etc. complete	1	No.		
15	Prov. & fix. Pastel colour Urinals of Perryware /Nycer/ Hindware or equivalent make & making 6" ht. Raised platform with channel for water drain finished having concealed drain pipe with bottle trap fixed to wall. This includes necessary plumbing, Drainage, Jaguar continental CP Flushing Push Type Tap & CPVC piping with elbows etc. of Ashirwad or equi. ISI co. & C.P. fittings of Jaquar Continental make etc. complete	5	Nos.		
16	Prov. & fix. Matching ceramic pestal colour side Dividers/ Granite vertical with full rund moulding (size 4'-0" x 1'-0") to Urinals.	3	Nos.		
17	Prov. & fix. Counter top basins : Prov. & fixing Square Counter Top Wash Basin of Hindware Italian Collection (Inox 91050/ Crystal 10057) & Tallboy Type 150mm Extension body Jaquar Florentine series with 600mm Long Baided Hoses (FLR-5005NB) with Jaquar bottle trap.	3	Nos.		
18	Prov. & fix. Oval Under Counter basins : Prov. & fixing Oval under Counter Top Wash Basin of Hindware Italian Collection or equivalent & Tallboy Type 150mm Extension body Jaquar Florentine series with 600mm Long Baided Hoses (FLR-5005NB) with Jaquar bottle trap.	2	Nos.		
19	Prov. & Fix. Alluminium Louvered Windows : Prov. & making Alluminium Anodised frame with 6mm. Thk. Thum Glass panels of app size Louvered Windows Rate should be inclusive with Alluminium Powder coated Net fixed with magnetic catch.	4.7	Sq.Mt.		

Signature of Contractor with Seal

20	Prov.& fix M.S.Grills to windows : Prov. & fixing Box type M.S. Grills of 12mm. Thk. Square rods & 25mm. X 5mm. Thk. M.S. flats. Rate should be inclusive of one coat of red oxide paint with primer and two coats of enamel paint of app. shade & colour	9.2	Sq.Mt.		
21	Plumbing Work to Ladies, Gent's, Customer Toilet, AGM Toilet, Wah Basin & Pantry : Necessary plumbing work of CPVC piping with elbows etc. of Ashirwad, Astal, Finolex or equi. ISI co.(including wash basin, plumbing etc. complete.)	1	Job		
B)	TOTAL CIVIL WORK (Without GST) :				
PART (B) SUMMARY OF CIVIL WORK :					

SUMMARY		
A)	TOTAL CARPENTARY WORK PART (A):	
B)	TOTAL CIVIL WORK PART (B):	
	TOTAL AMOUNT OF (A)+(B) [WITHOUT GST]	
	LESS DISCOUNT IF ANY:	
	TOTAL AMOUNT OF	
	ADD 9% CGST:	
	ADD 9% SGST:	
	GRAND TOTAL [WITH GST]:	

Signature of Contractor with Seal

LIST OF APPROVED MATERIAL AND MAKES OF ITEMS
(THE MAKE LISTED BELOW SHOULD BE FIRST APPROVED BY THE BANK BEFORE USE IN CONSTRUCTION)

1.	CEMENT (53 Grade)	:	ULTRATECH, LAFARGE, JAYPEE, DIAMOND, ACC, MODI OR EQUIVALENT
	WHITE CEMENT	:	BIRLA WHITE, JK WHITE
2.	STEEL FOR REINFORCEMENT	:	TESTED STEEL OF RATHI, TATA OR MAGNUM (TMT STEEL)
3.	BRICKS	:	GHOLE BRICKS OF METRIC SYSTEM
4.	WOOD	:	FIRST CLASS C.P. TEAK UNLESS OTHER WISE SPECIFIED.
	SOFT WOOD	:	KAIL WOOD, HOLLOCK
5.	BITUMIN	:	STP OR ANY OTHER I.S.I. MARKED BRAND
6.	ALUMINUM SECTION	:	HINDALCO, INDAL OR JINDAL
7.	EXTERNAL PUTTY	:	BIRLA WALL CARE
8.	EXTERNAL PAINTS	:	ASIAN, BERGER, NEROLAC, SHALIMARICI OR EQUIVALENT
9.	STEEL PRIMER	:	ASIAN, BERGER, SHALIMAR, ICI
10.	SYNTHETIC ENAMEL PAINT	:	APCOLITE, NAROLAC, DULUX, ICI
11.	CEMENT PAINTS FOR EXTERIOR FINISH	:	SNOWCEM PLUS, SUPER INDOCEM, ICI, CEMPLUS
12.	WATER PROOFING COMPOUND	:	CICO, CHOK SEY'S, PIDILITE , ROFF, SUNANDA, CHEMISTIK
13.	BUTT HINGES	:	I.S.I. MARKED HINGES
14.	FACTORY MADE SHUTTERS	:	ARCHID, DURO, SWASTIK, RAMA (FLUSH DOORS)
15.	PVC DOOR SHUTTERS	:	SINTEX, SPLENDOOR, GODREJ OR EQUIVALENT
16.	GALVANISED STEEL SHEETS	:	TATA, JINDAL, HINDALCO OR EQUIVALENT
17.	GALVALUMN SHEETS	:	TRAC, KIRBY, CRIL
18.	C.I. PIPES AND FITTINGS :		B.I.C., HEPCO, NECO OR EQUIVALENT.
19.	G.I. PIPES	:	G.S.I. AMBICA, ZENITH, TATA OR EQUIVALENT

Signature of Contractor with Seal

20.	BRASS C.P. FITTINGS	:	PLUMBER, L&K, K.B., TECHNO OR EQUIVALENT
21.	GUN METAL VALVES	:	LEADER, SANT OR EQUIVALENT
22.	E.W.C., O.W.C., PANS WASH BASINS, URINALS	:	HINDUSTAN, PARRYWARE, CERA, PARRYWARE
23.	E.W.C. SEATS	:	COMMANDER, PATEL OR EQUIVALENT
24.	FLUSHING SYSTEM	:	<u>OVERHEAD C.I. FLUSHING</u> <u>RANK-A-1,</u> JAMCO OR EQUIVALENT <u>LOW DOWN FLUSHING</u> <u>SYSTEM</u> PARRY, HINDUSTAN, SANITARYWARE, CERA
25.	WATER METER	:	ANAND, ASAHI, KAYCEL, KAPSTAN OR EQUIVALENT
26.	ASBESTOS CEMENT PIPES AND	:	LOCALY AVAILABLE APPROVED MAKE FITTINGS
27.	PIGMENTS	:	TATA, SHALIMAR
28.	PVC PIPES	:	ASTRAL, SUPREME, PREMIER
29.	CPVC PIPES	:	ASTRAL, SUPREME, PREMIER
30.	FIRE FITTING SLUICE & NRV	:	KIRLOSKAR / KALPANA
31.	CEMENT BOARDS /PARTICAL BOARDS	:	BISON BOARDS, NUWUD
32.	MORTICE LOCK, HANDLE	:	GODREJ, DOORSET
33.	DOOR CLOSERS, FLOOR SPRINGS	:	EVERITE, DOORKING, HARDWYN
34.	FLOORING TILES	:	KAJARIA, SIMPOLO, NAVEEN, SOMANY, JOHNSON, RAK
35.	M.S / BRASS SCREWS	:	NATTLE FOLD
36.	MILD STEEL FOR FABRICATION	:	TATA, SAIL OR EQUIVALENT
37.	FLUSH DOOR SHUTTERS	:	ISI MARK AS PER SAMPLE APPROVED

Signature of Contractor with Seal

LIST OF MATERIALS OF APPROVED BRAND AND THEIR MANUFACTURERS

1	VITRIFIED Tiles	Kajaria/Somany/ H.R. Johnson/ Nitco/Simpolo
2	Ceramic wall Tiles	Kajaria/Somany/ H.R. Johnson/ Nitco/Simpolo,
3	Ceramic floor Tiles (antiskid)	Kajaria/Somany/ H.R. Johnson/ Nitco/Simpolo
4	False Flooring	Unifloor /Flexi Access Floor/Armstrong
5	Wooden Laminated Flooring	Pergo/Tiles/ Xylos / Armstrong/Vista.
6	Aluminum Fittings	Jindal/Hindalco/MAAN
7	Aluminum Extrusion Sections	Jindal/Hindalco/MAAN
8	Commercial Plywood	Century/Green/ Archid / Kit ply/ Anchor
9	Laminates (1.00mm thk.)	Royale touch / Century / Green lam/ Archid
10	Veneer	Century / Durian / Green
11	Drawer Sliding Fittings	Earl Bihari (EBCO) / Godrej/ Hettich/Heffle
12	Floor Spring / Door Closure	Godrej / Hardwyn / Hyper
13	Triple Computer monitor mount/stand arm	Vivo/ Dell/ HP
14	Flush Door	Century/ Anchor/Archid/Kit ply
15	Texturized Interior Paint	Sandtex Matt/ Dulux/ Berger.
16	Readymade Computer Drawer	Ebco/ Hettich/ Blum
17	Paints	Asian/ Nerolac/ Berger/Dulex
a)	Cement paint	Snowcem/ Surfacem/ Durocem.
b)	Synthetic Enamel Paint	Asian/ Nerolac / Berger/ Dulex.
c)	Acrylic Emulsion Paint (Interior and Exterior)	Asian/ Nerolac / Berger / Dulex
18	Glazing	Modi float Glass, Triveni Glass Ltd., Indo Asahi Glass Co. Ltd.
19	Cement	Grade 43/53 of L. & T., A.C.C., Rajashree, Ambuja.
20	Fibre Mineral False Ceiling	Armstrong /Indian Gypsum Board/Gypro.
21	ACP Panels	Aluco bond/ ALU Décor/ Alstrong/Alstone
22	Acrylic Sheets	Sanmati Acrylics/Acrylic Sheet India/ Acry Plus
23	Vertical/Roller blinds	Vista/MAC/DACK

- NB. 1) The contractor should obtain prior approval from Employer / Consultants before placing order for any specific materials. Employer may / delete any of the makes or brands out of the above list.
- 2). All materials should conform to relevant standards and codes of BIS.

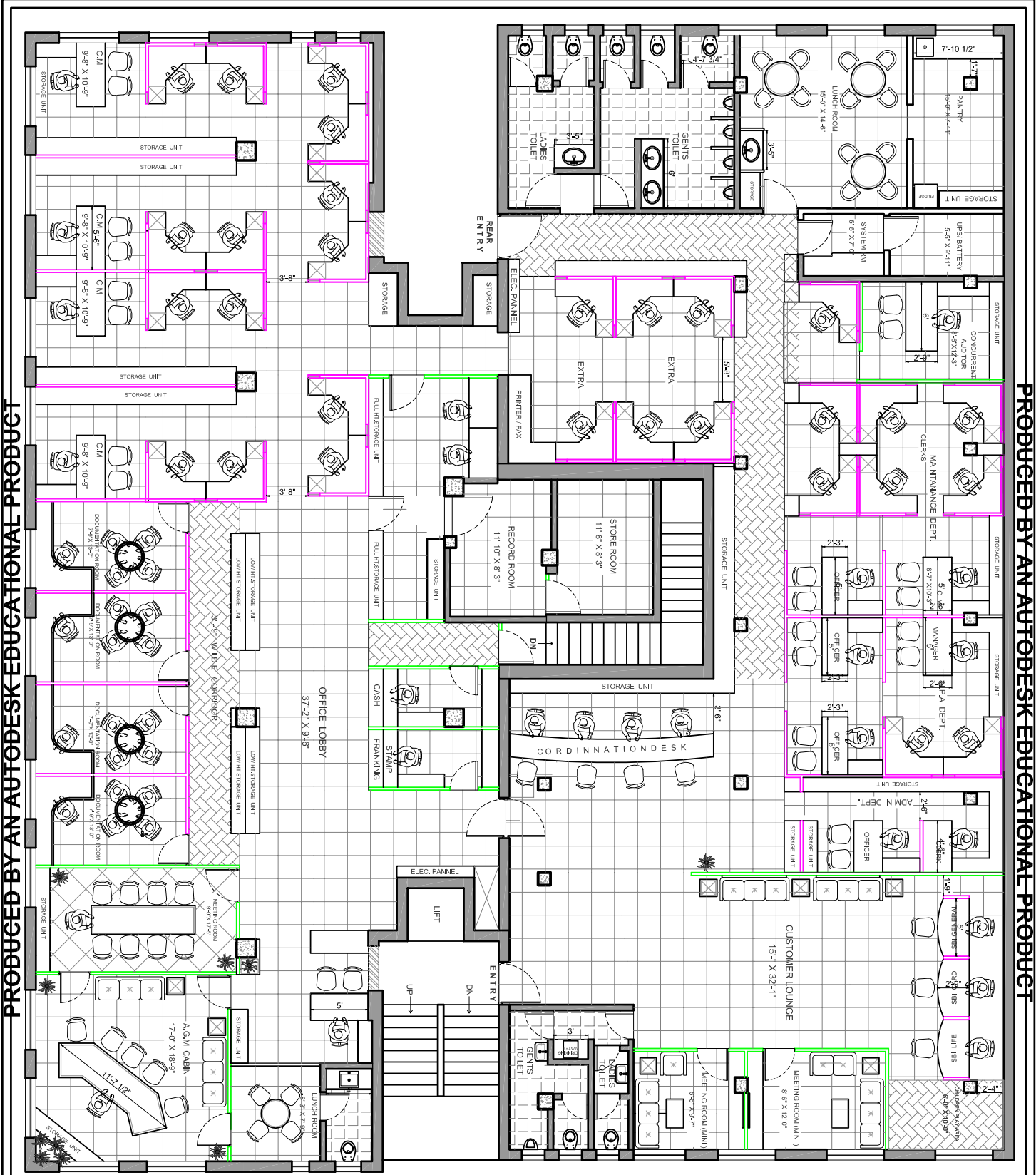
Signature of Contractor with Seal

- 3) Materials with I.S.I. mark shall be used duly approved by the SBIIMS Engineer / Architect.

Note: - If any material is found to be not up to the mark, the contractor will have to produce original bills/certificate from the manufacturer or his authorised Distributor for authenticity and genuineness of the material for consideration and as per make approved by the SBIIMS. The same will not be considered for payment.

SIGN OF TENDERER WITH STAMP/SEAL

Signature of Contractor with Seal



LEGEND

No.	DESCRIPTION	Nos
1	AGM CABIN	1
3	SBI LIFE / GENERAL / CARD	3
4	COORDINATION DESK.	4
5	AMT C/M CUBICULARS	4
6	AMT DEPT.	16
7	DOCUMENTS CHECKING ROOM	4
8	MAINTENANCE DEPT.	8
ADMIN DEPT.		2
N.P.A. DEPT.		5
C.A.S.H / FRANKING		2
CUSTODIAN		2
MEETING ROOM (MINI 4 PERSONS)		2
MEETING ROOM (7 PERSONS)		1
AGM LUNCH ROOM (4 PERSONS)		1
STAFF LUNCH ROOM (14 PERSONS)		-
CONCURRENT AUDITOR		1
EXTRA WORK STATIONS		3
TOTAL		63

CARPET AREA 7200 SQ.FT. (APPROX.)

DESCRIPTION	SYMBOL
FULL HT. PARTITION.	
LOW HT. PARTITION.	

Tender Dtg. Ref: No. Kala Arekhan / S B I /
RACPC GHATKOPER / WD / No - 1

DATE	REV	DESCRIPTION
09/10/19	R1	UNION OFFICE NEAR RECORD RM.


CLIENT :
STATE BANK OF INDIA

PROJECT :
PROPOSED INTERIOR LAYOUT OF RACPC AT
GHATKOPER.



FURNITURE LAYOUT


ARCHITECT & INTERIOR DESIGNERS
101 CHAKRABARTY ROAD, CO-OP HBS SOCIETY,
PLOT NO. 204, SECTOR 4, CHAKRABARTY ROAD,
MUMBAI 400 067

DRAWN BY: VARSHA DATE: 10-05-2019
CHECKED BY: VARSHA DATE: 10-05-2019
APPROVED BY: DATE: 10-05-2019
DRAWING NO: R 13





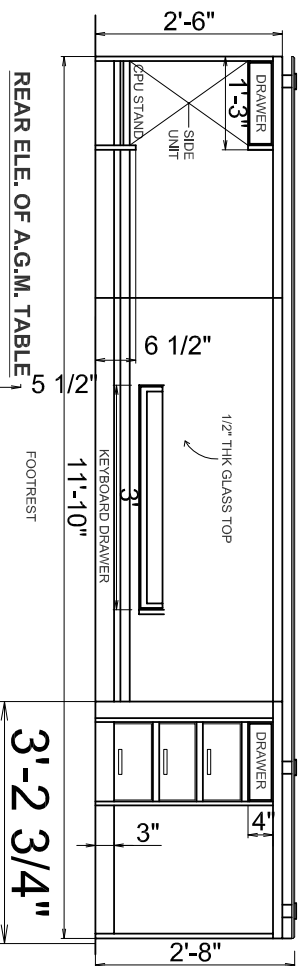
No.	DESCRIPTION	No.s
1	AGM CABIN	1
3	SBI LIFE / GENERAL / CARD	3
4	COORDINATION DESK.	4
5	AMT C/M CLIBICALS	4
6	AMT DEPT.	16
7	DOCUMENTS CHECKING ROOM	4
8	MAINTNANCE DEPT.	8
	ADMIN DEPT.	5
	NPA DEPT.	2
	CASH / FRANKING	2
	CUSTOMER	2
	MEETING ROOM MINI (4 PERSONS)	2
	MEETING ROOM (7 PERSONS)	1
	A.G.M, LUNCH ROOM (4 PERSONS)	1
	STAFF LUNCH ROOM (14 PERSONS)	-
	CONCURREN AUDITOR	3
	EXTRA WORK STATIONS	3
	TOTAL	63

DESCRIPTION	SYMBOL
FULL HT. PARTITION.	
LOW HT. PARTITION.	



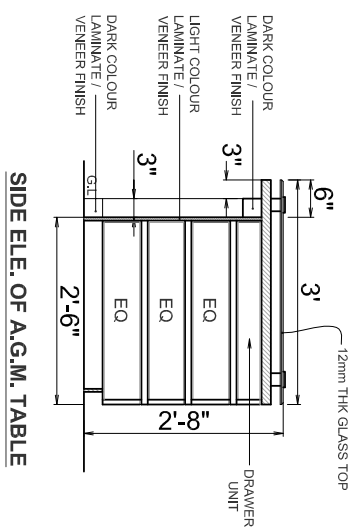
No.	DESCRIPTION	Nos.
1	AGM CABIN	1
3	SBI LIFE / GENERAL CARD	3
4	CO-ORDINATION DESK.	4
5	AMT C/M CUBICALS	4
6	AMT DEPT.	16
7	DOCUMENTS CHECKING ROOM	4
8	MAINTENANCE DEPT.	8
	ADMIN DEPT.	5
	NPA DEPT.	2
	CASH / FRANKING	2
	CUSTOMER	2
	MEETING ROOM MINI (4 PERSONS)	1
	MEETING ROOM (7 PERSONS)	2
	AGM, LUNCH ROOM (4 PERSONS)	1
	STAFF LUNCH ROOM (14 PERSONS)	-
	CONCURRENT AUDITOR	3
	EXTRA WORK STATIONS	3
TOTAL		63

DESCRIPTION	SYMBOL
FULL HT. PARTITION.	
LOW HT. PARTITION.	



FRONT ELE. OF A.G.M. TABLE

REAR ELE. OF A.G.G.M. TABLE



PLAN OF A.G.G.M. TABLE

SIDE ELE. OF A.G.M. TABLE

~~PRODUCED BY AN AUTODESK EDUCATIONAL PRODUCT~~

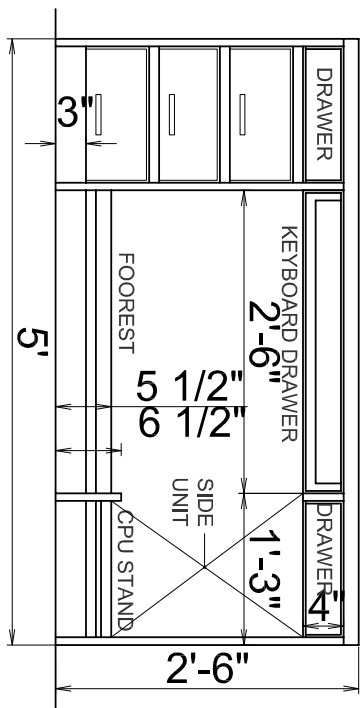
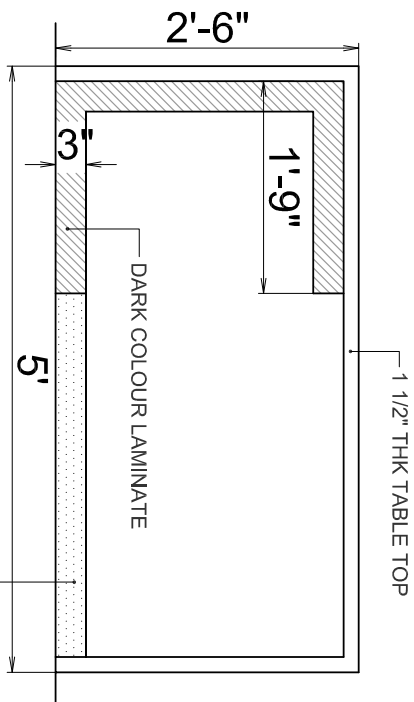
KALA AREKHAN
ARCHITECT & INTERIOR DESIGNERS
101, CHARKOP VINDYACHAL CO-OP, Hsg. SOCIETY,
PLOT NO.204,SECTOR 4, CHARKOP KANDIVALI (W),
MUMBAI NO. 400067
PHONE NO : 98205 32569 / 93225 33502

NORTH

DATE: 10/10/19

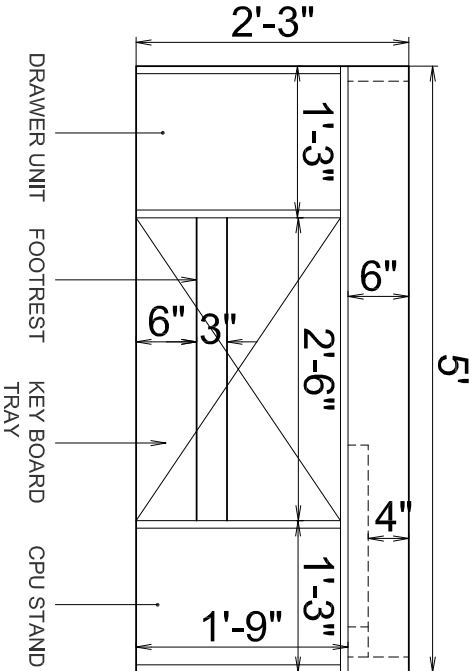
SCALE : 1=100

DRN BY: **VARSHA**

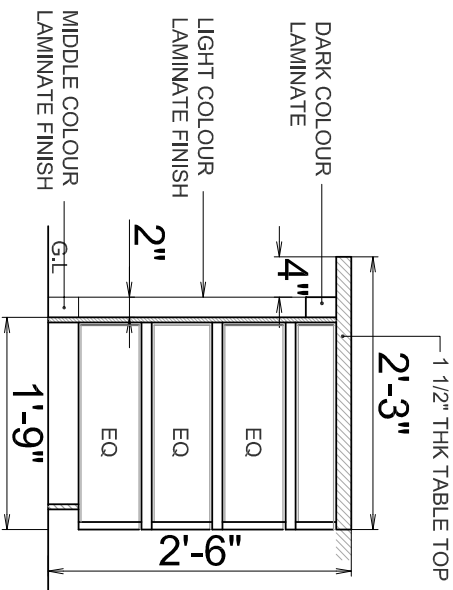


TYP. ELE. OF MANAGER TABLE
MIDDLE COLOUR LAMINATE FINISH

TYP. REAR ELE. OF MANAGER TABLE



TYP. PLAN OF MANAGER TABLE



TYP. SIDE ELE. OF MANAGER TABLE

Tender Drg. Ref.No.Kala Arekhan / S B I / RACPC GHATKOPER / WD / No - 5

DETAIL DRG.OF **MANAGER TABLE** OF OFFICE AT
RACPC GHATKOPER, FOR STATE BANK OF INDIA.

KALA AREKHAN

ARCHITECT & INTERIOR DESIGNERS
101, CHARKOP VINDYACHAL CO-OP, Hsg. SOCIETY,
PLOT NO.204,SECTOR 4, CHARKOP KANDIVALI (W),
MUMBAI NO. 400067

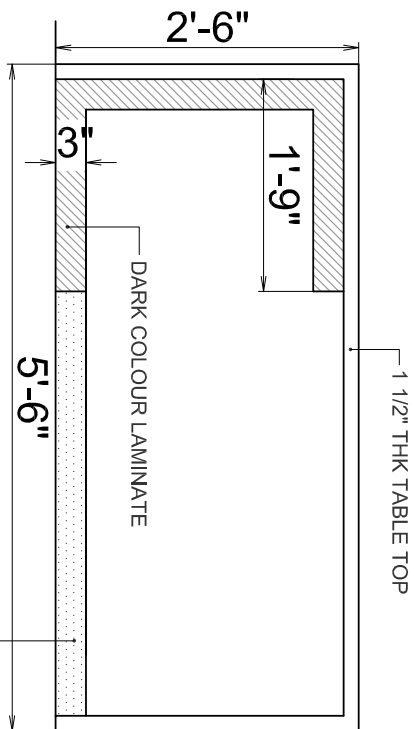
PHONE NO : 98205 32569 / 93225 33502

NORTH

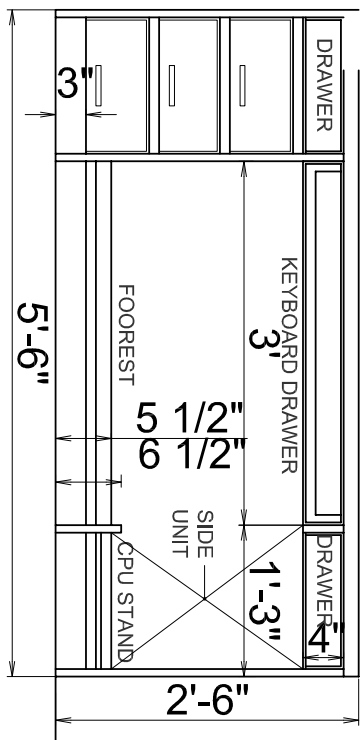
DATE : 25.01.19

SCALE : 1"=100

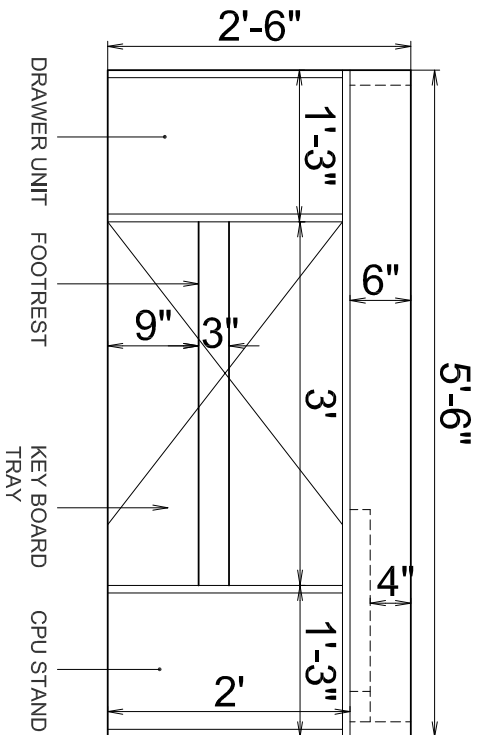
DRN BY : AAYUSHI



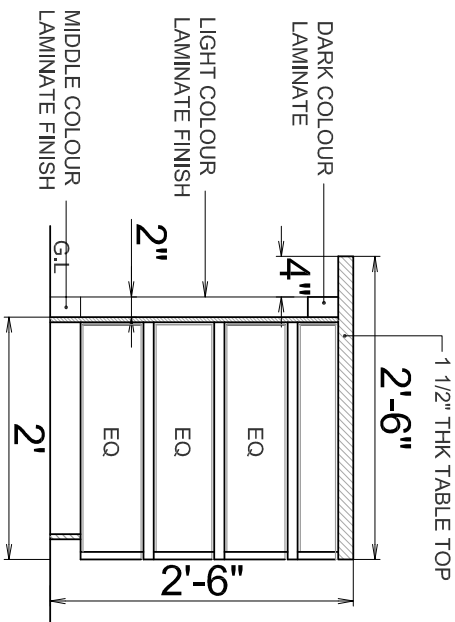
TYP. ELE. OF C.M. TABLE



TYP. REAR ELE. OF C.M. TABLE



TYP. PLAN OF C.M. TABLE



TYP. SIDE ELE. OF C.M. TABLE

Tender Drg. Ref.No.Kala Arekhan / S B I / RASMECC BHAYENDER / WD / No - 6

DETAIL DRG.OF **C.M. TABLE** OF OFFICE AT RASMECC
BHAYENDER, FOR STATE BANK OF INDIA.

KALA AREKHAN

ARCHITECT & INTERIOR DESIGNERS

101, CHARKOP VINDYACHAL CO-OP, Hsg. SOCIETY,

PLOT NO.204,SECTOR 4, CHARKOP KANDIVALI (W),

MUMBAI NO. 400067

PHONE NO : 98205 32569 / 93225 33502

NORTH

DATE : 21.01.19

SCALE : 1=100

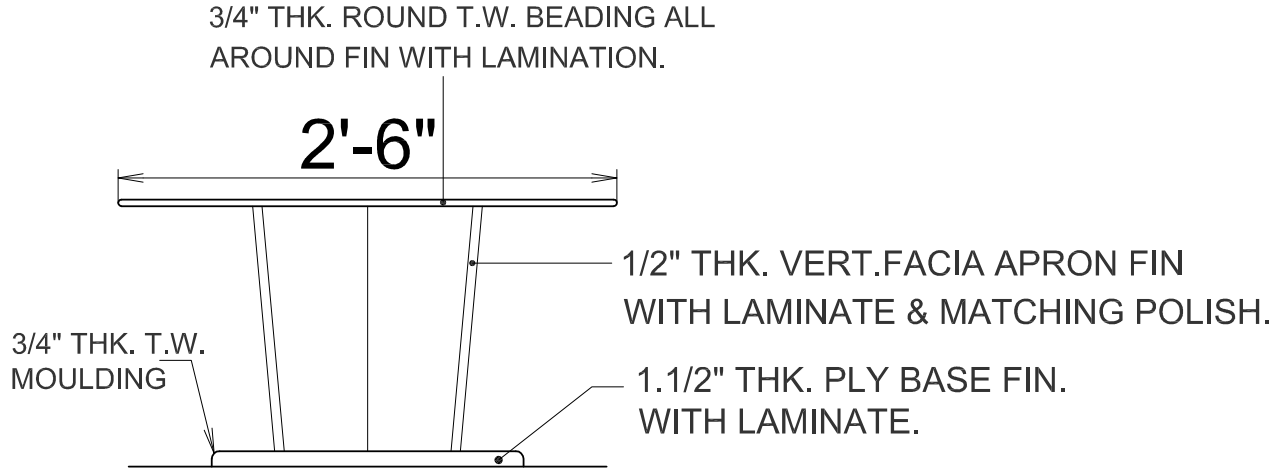
DRN BY : AAYUSHI



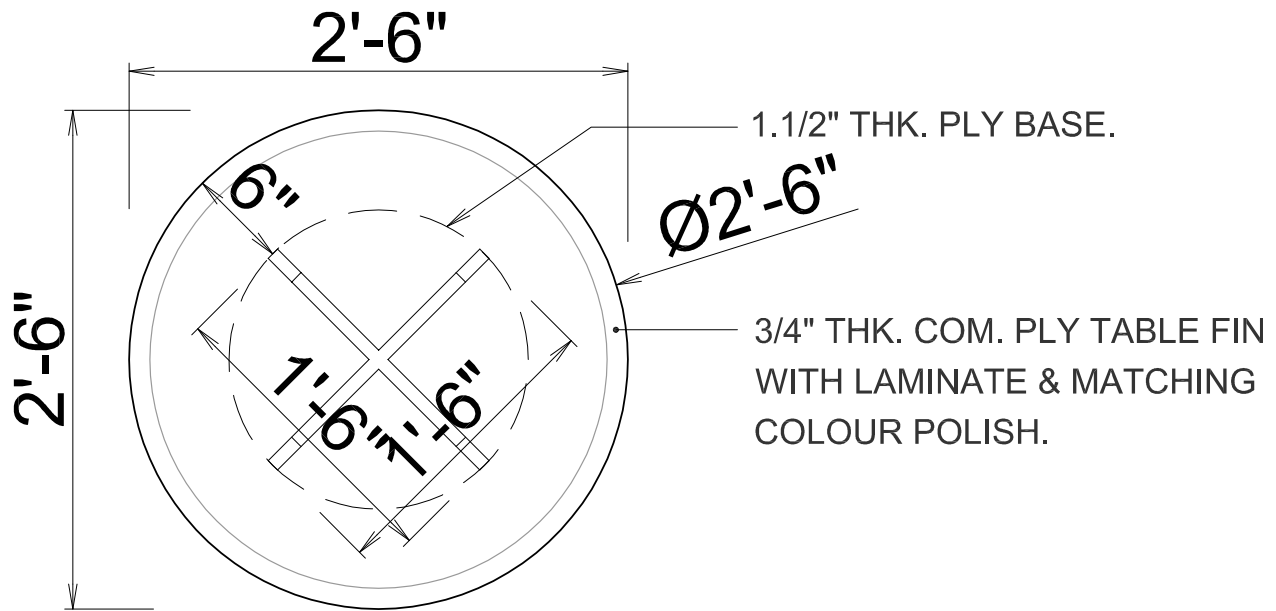
DETAIL DRG.OF **MEETING ROOM PARTLY**
GLAZED PARTITION OF OFFICE AT RACPC
GHATKOPER, FOR STATE BANK OF INDIA.

KALA AREKHAN
ARCHITECT & INTERIOR DESIGNERS
101, CHARKOP VINDYACHAL CO-OP, Hsg. SOCIETY,
PLOT NO.204,SECTOR 4, CHARKOP KANDIVALI (W),
MUMBAI NO. 400067
PHONE NO : 98205 32569 / 93225 33502

DATE : 10 10 19	SCALE : 1=100	DRN BY : VARSHA
-----------------	---------------	------------------------



ELE. OF RM LUNCH TABLE



PLAN OF RM LUNCH TABLE

Tender Drg. Ref.No.Kala Arekhan / S B I / RACPC GHATKOPER / WD / No - 8

DETAIL DRG.OF **DISCUSSION TABLE** OF
OFFICE AT RACPC GHATKOPER, FOR STATE
BANK OF INDIA.

NORTH

KALA AREKHAN
ARCHITECT & INTERIOR DESIGNERS
101, CHARKOP VINDYACHAL CO-OP, Hsg. SOCIETY,
PLOT NO.204,SECTOR 4, CHARKOP KANDIVALI (W),
MUMBAI NO. 400067
PHONE NO : 98205 32569 / 93225 33502

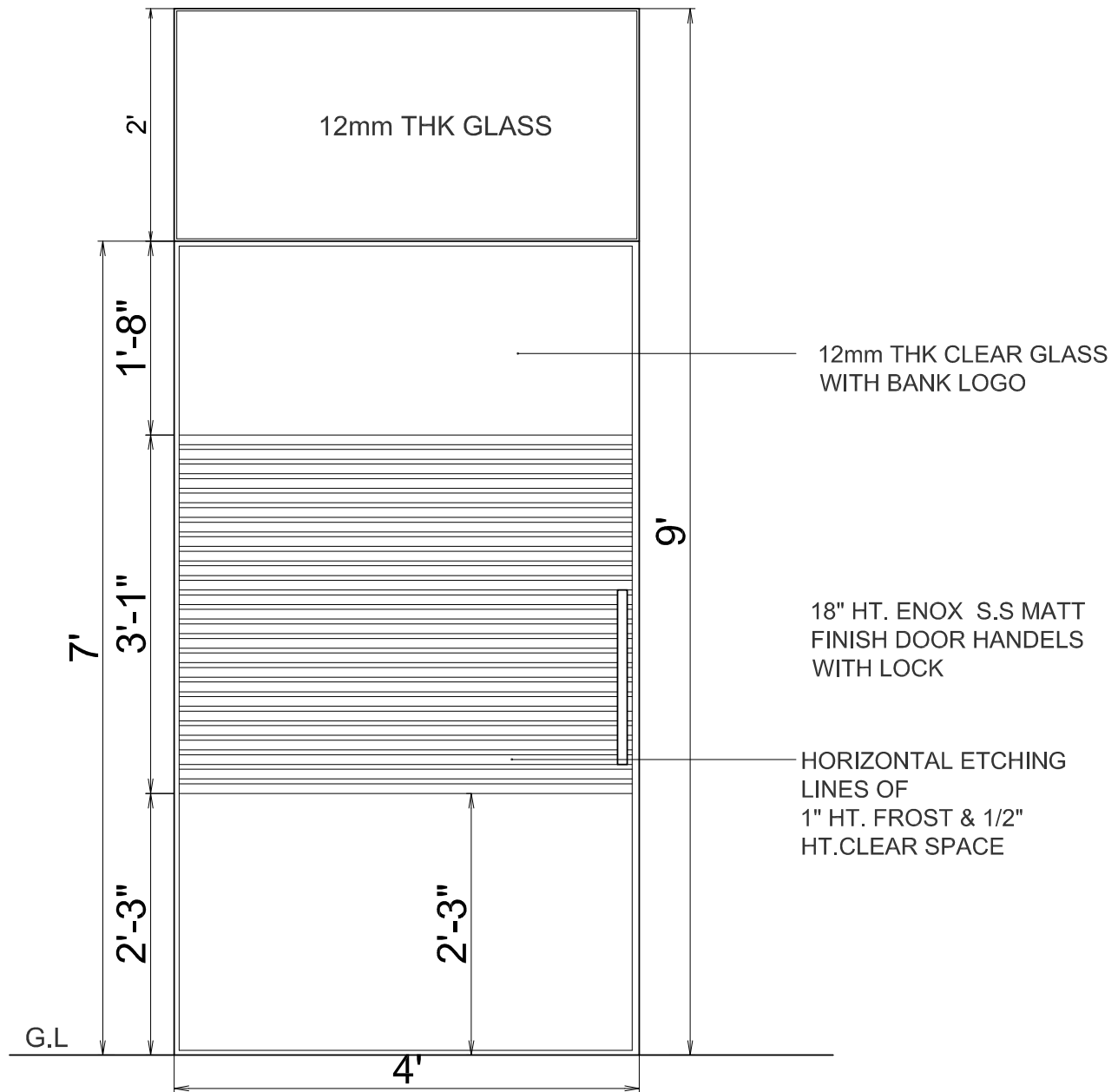
DATE : 21 01 19

SCALE : 1=100

DRN BY : AAYUSHI

PRODUCED BY AN AUTODESK EDUCATIONAL PRODUCT

PRODUCED BY AN AUTODESK EDUCATIONAL PRODUCT



ELEVATION OF MAIN DOOR

Tender Drg. Ref.No.Kala Arekhan / S B I / RACPC GHATKOPER / WD / No - 9

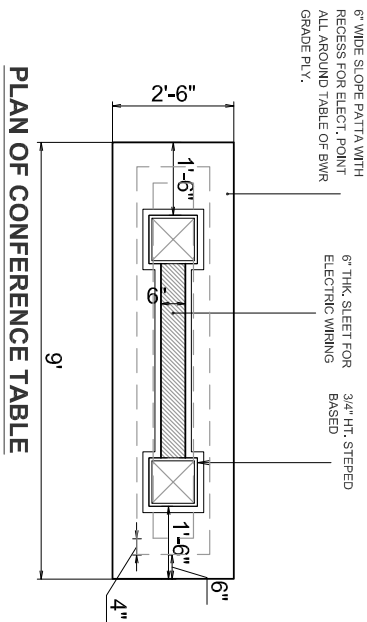
TYPICAL DETAIL DRG.OF **FRONT ENTRANCE**
DOOR OF OFFICE AT RACPC GHATKOPER,
 FOR STATE BANK OF INDIA.



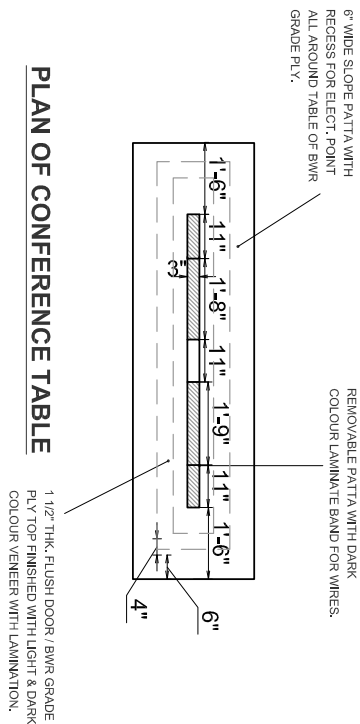
NORTH

KALA AREKHAN
 ARCHITECT & INTERIOR DESIGNERS
 101, CHARKOP VINDYACHAL CO-OP, Hsg. SOCIETY,
 PLOT NO.204,SECTOR 4, CHARKOP KANDIVALI (W),
 MUMBAI NO. 400067
 PHONE NO : 98205 32569 / 93225 33502

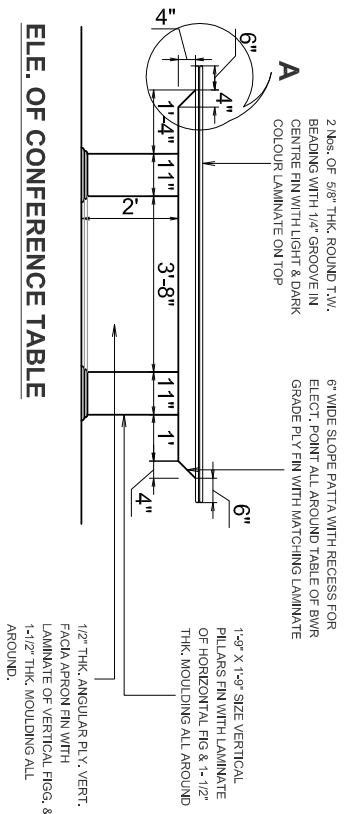
DATE : 21 01 19	SCALE : 1=100	DRN BY : AAYUSHI
-----------------	---------------	------------------



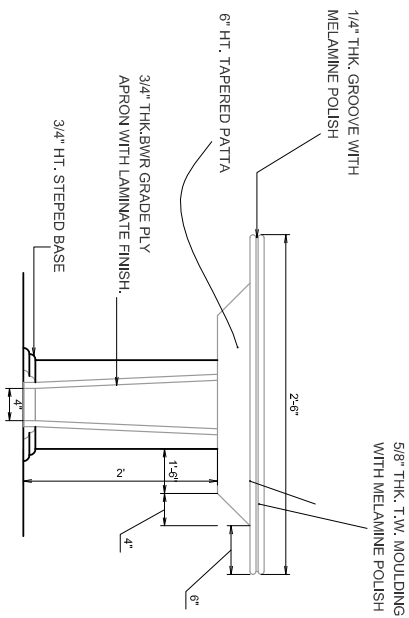
PLAN OF CONFERENCE TABLE



PLAN OF CONFERENCE TABLE



ELE. OF CONFERENCE TABLE



DETAIL OF 'A'

Tender Drg. Ref.No.Kala Arekhan / S B I / RACPC GHATKOPER / WD / No - 10

DETAIL DRG.OF CONFERENCE TABLE OF OFFICE

AT RACPC GHATKOPER, FOR STATE BANK OF INDIA.

PRODUCED BY AN AUTODESK EDUCATIONAL PRODUCT

KALA AREKHAN
ARCHITECT & INTERIOR DESIGNERS
101, CHARKOP VINDYACHAL CO-OP, Hsg. SOCIETY,
PLOT NO.204,SECTOR 4, CHARKOP KANDIVALI (W),
MUMBAI NO. 400067
PHONE NO : 98205 32569 / 93225 33502

DATE : 10 10 19 SCALE : 1=100 DRN BY : AAYUSHI